

Swimming Pool Guide



Illustrations to Sec A G 105

The drawings contained in this guide pertain to the IBC - Sec 3199 and the 2012 IRC Chapter 42 and Appendix G and are for **illustration purposes only**. The written code text shall apply.


Please contact the Town of New Fairfield building department with any questions: (203) 312-5647
Copies of this document and Applications are available at our website: www.newfairfield.org

All guide information is subject to change.

HEATH DEPARTMENT GUIDELINES

REQUIRED SEPARATING DISTANCES


- Open Decks to any part of the Septic System5 feet
- Building without footing drain to Septic System10 feet
- Building with a full foundation and footing drain
to Septic and Well.....25 feet
- Above ground pool to Septic System.....10 feet
- In-ground pool to Septic System and Well.....25 feet
- Pool filter water backwash and well.....75 feet




SECTION AG 105.13109.4

CROSSSECTION

THE ABOVE GROUND SWIMMING POOL STRUCTURE COULD BE THE BARRIER IF:



OUTSIDE OF THE POOL ENCLOSURE



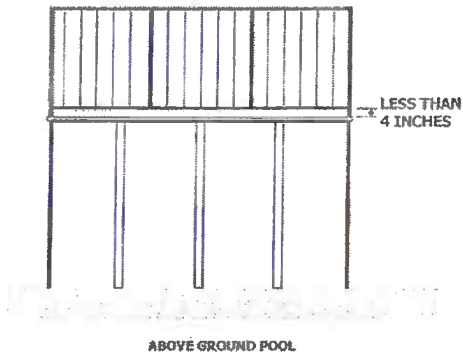
ABOVE GROUND POOL

SECTION AG 105

ELEVATION

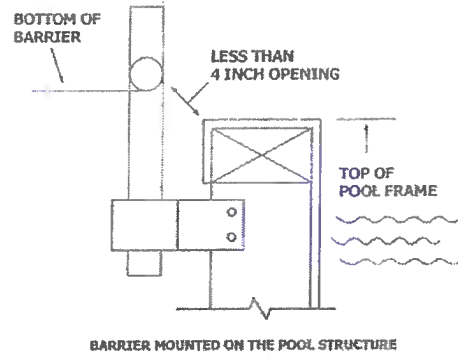
SECTION AG105.2

ELEVATION



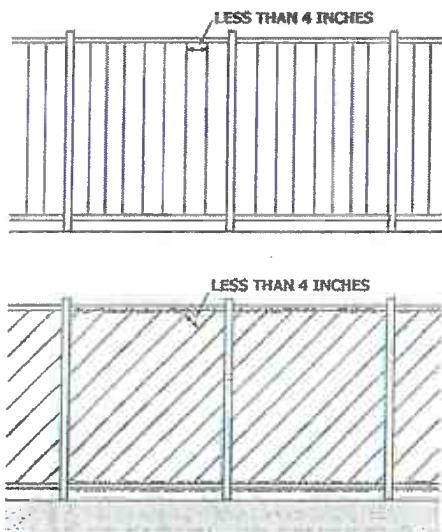
SECTION AG 105.2

ELEVATION



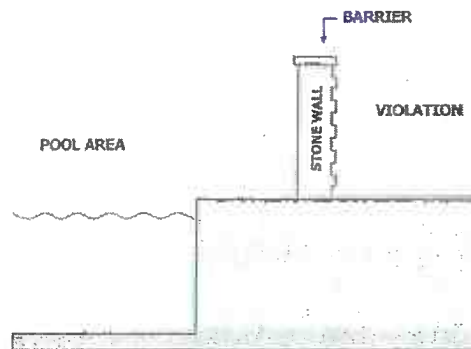
SECTION AG 105.2

CROSS SECTION



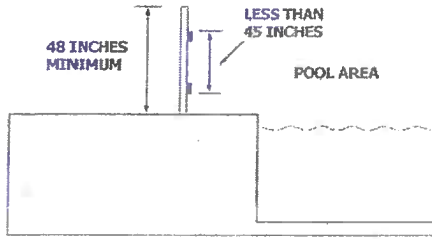
SECTION AG 105.2

ELEVATION

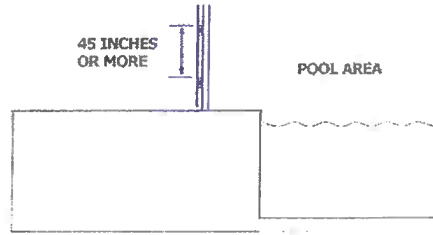


SECTION AG 105.2

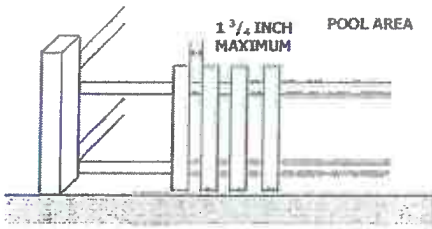
CROSS SECTION



CROSS SECTION

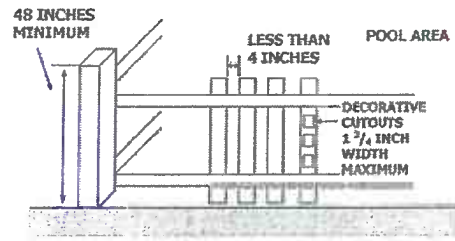


CROSS SECTION



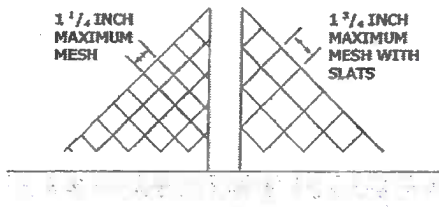
SECTION AG 105.2

ISOMETRIC



SECTION AG 105.2

ISOMETRIC



CHAIN LINK FENCE

SECTION AG 105.2

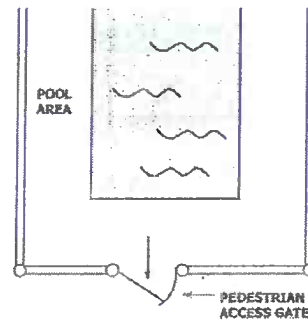
ELEVATION



LATTICE FENCE

SECTION AG 105.2

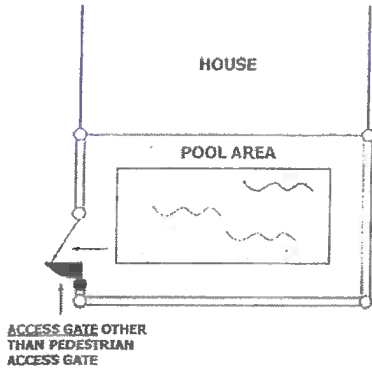
ELEVATION



SHALL: COMPLY W/ ITEMS 1-7, EQUIPPED TO ACCOMMODATE A LOCKING DEVICE, OPEN OUTWARDS AWAY FROM POOL, SELF-CLOSING, SELF-LATCHING.

SECTION AG 105.2

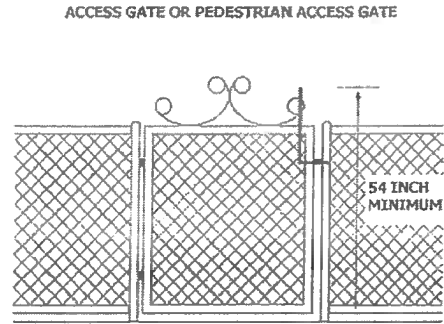
SITE PLAN



SHALL: COMPLY W/ ITEMS 1-7, EQUIPPED TO ACCOMMODATE A LOCKING DEVICE, OPEN OUTWARDS AWAY FROM POOL, SELF-CLOSING, SELF-LATCHING.

SECTION AG 105.2

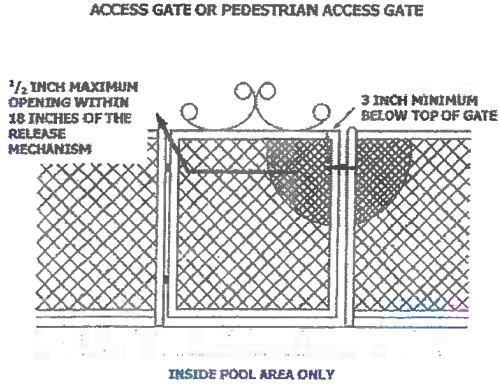
SITE PLAN



INSIDE OR OUTSIDE POOL AREA

SECTION AG 105.2

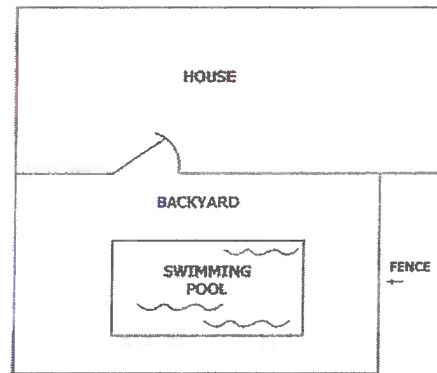
ELEVATION



INSIDE POOL AREA ONLY

SECTION AG 105.2

ELEVATION

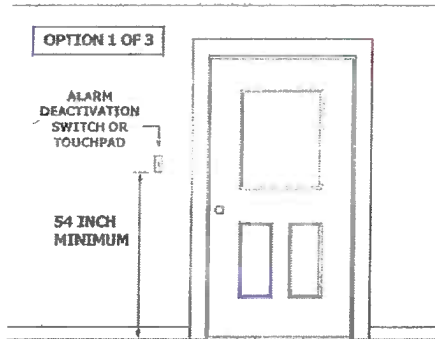


SECTION AG 105.2

SITE PLAN

THE DOOR ALARM SHALL:

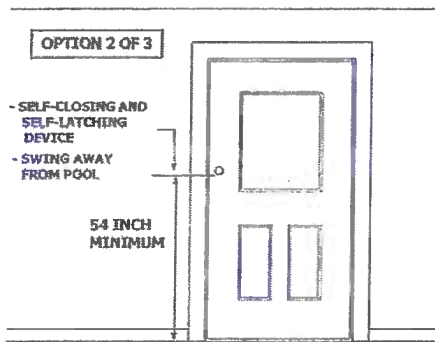
- Produce an audible warning when the door and its screen are opened.
- Audible warning sounds within 7 seconds of opening the door and
- Sound continuously for 30 seconds minimum.
- Have a minimum sound pressure rating of 85 dba at 10 feet.
- Be distinctive from other household sounds.
- Automatically reset under all conditions.
- Be equipped with manual means to temporarily deactivate the alarm for a single opening from either direction.
- Allow deactivation to last not more than 15 seconds.
- Have deactivation touch pads/switches located a minimum of 54 inches above the door threshold.



SECTION AG 105.2

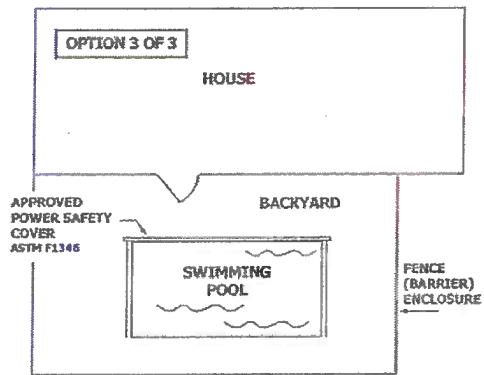
ELEVATION

SECTION AG 105.2



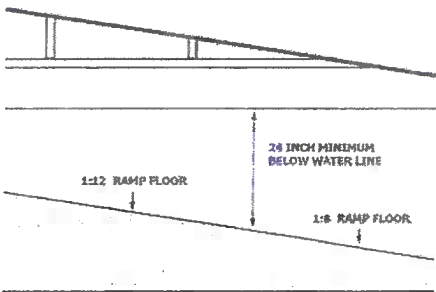
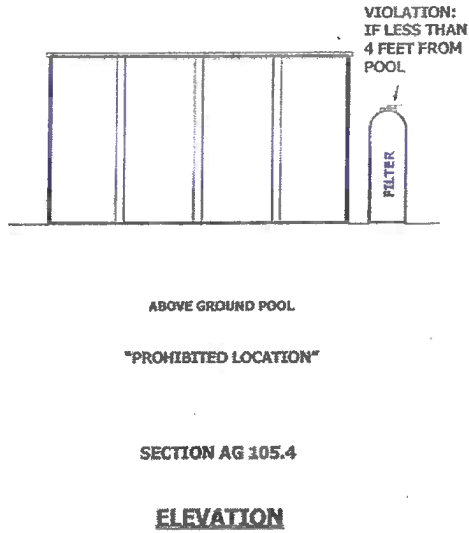
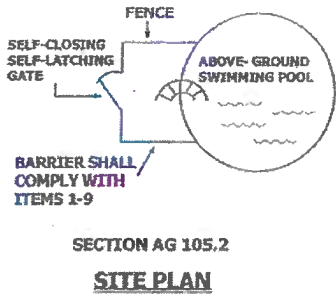
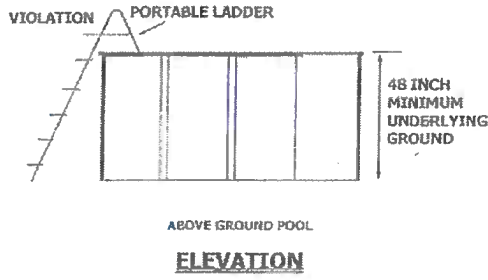
SECTION AG 105.2

ELEVATION



SECTION AG 105.2

SITE PLAN



LESS THAN 50 METERS: RAMPS OR FIXED OR PORTABLE LIFTING EQUIPMENT
 50 METERS OR MORE: RAMPS ONLY, HANDRAILS ON BOTH SIDES OF RAMP

SECTION 3109.8 IBC
CROSS SECTION

AG10.5.6 Temporary enclosure. A temporary enclosure shall be installed prior to the commencement of the installation of any in-ground swimming pool unless the permanent barrier specified in Section AG105.2 is in place prior to the commencement of the installation. The temporary enclosure shall be a minimum of 4 feet in height, shall have no openings that will allow passage of a flinch sphere and shall be equipped with a positive latching device on any openings.

AG105.7 Pool alarm. No building permit shall be issued for the construction or substantial alteration of a swimming pool at a residence occupied by, or being built for, one or more families unless a pool alarm is installed with the swimming pool. As used in this section, "pool alarm" means a device that emits a sound of at least 50 decibels when a person or an object weighing 15 pounds or more enters the water in a swimming pool.

Exception: Hot tubs and portables spas shall be exempt from this requirement.

Inspectors reserve the right to modify any and all information at any time due to site conditions and code concerns.

Guide is not all-inclusive.

Swimming Pool Electric Guide



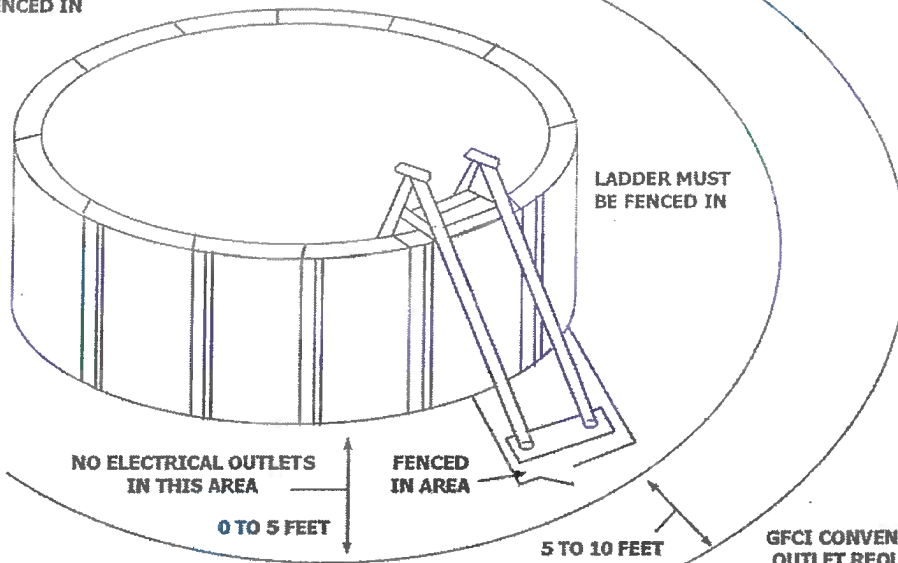
The enclosed drawings pertain to Article 680 of the 2014 National Electric Code. The written text shall apply.

Information is to be used as a guide only. Inspectors reserve the right to modify any and all information at any time due to site conditions and code concerns. Guide is not all-inclusive.

Please contact the Town of New Fairfield Building Department with any questions: 203-312-5640
Copies of this document and Applications are available at our website:
www.newfairfield.org

All guide information is subject to change at any time.

**POOL MUST BE
4 FEET HIGH OR
FENCED IN**



**LADDER MUST
BE FENCED IN**

**NO ELECTRICAL OUTLETS
IN THIS AREA**

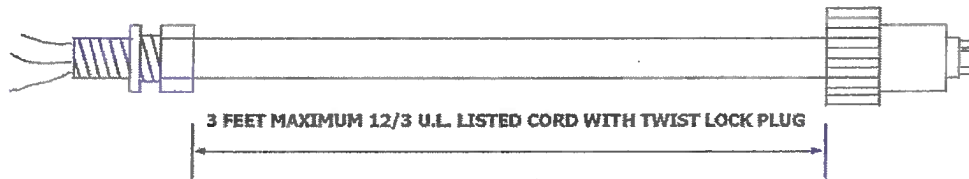
0 TO 5 FEET

**FENCED
IN AREA**

5 TO 10 FEET

**GFCI CONVENIENCE
OUTLET REQUIRED
BETWEEN
10 AND 20 FEET**

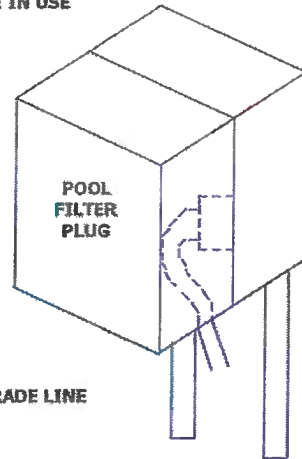
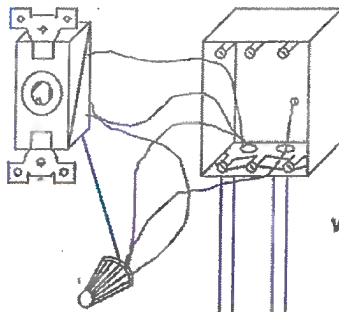
**OUTLET FOR POOL FILTER AND RELATED EQUIPMENT ONLY
(E.G. POOL VACUUM PUMP, SOLAR HEATER ETC.) MUST BE
GFCI PROTECTED AND TWIST LOCK CONFIGURATION**



3 FEET MAXIMUM 12/3 U.L. LISTED CORD WITH TWIST LOCK PLUG

**20 AMP TWIST
LOCK RECEPTICAL**

**WEATHER PROOF COVER MUST BE AP-
PROVED TO BE RAIN TIGHT WHILE IN USE
(TYPE TAYMAC OR EQUAL)**



**WEATHER PROOF BOX
LOCATED BETWEEN
8 AND 18 INCHES
ABOVE GRADE**

GRADE LINE

**1/2 INCH PVC CONDUIT FROM
CIRCUIT BREAKER PANEL
THREE #12 THIN INSULATED
WIRES**

**NO ROMEX OR U.F. CABLE
TO BE PULLED IN CONDUIT**

**4X4 POST FOR SUPPORT
OF ELECTRICAL BOX AND
CONDUIT**

**CONDUITS TO BE BURIED 18
INCHES DEEP**

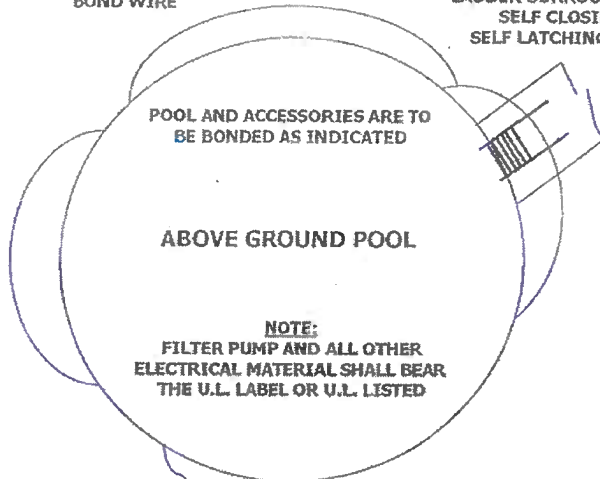
**ALL MATERIAL MUST BE U.L.
LABELED OR U.L. LISTED**

#8 SOLID BARE COPPER
BOND WIRE

LADDER SURROUNDED BY
SELF CLOSING,
SELF LATCHING GATE

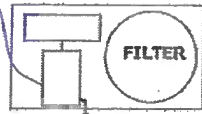
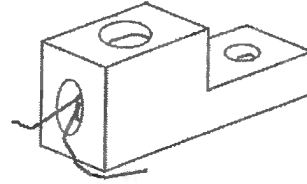
ITEMS TO BE BONDED:

- POOL FRAME
- METAL LADDER
- METAL FENCING
- POOL PUMP
- DIVING BOARD
- STAIR RAILS
- ANY METAL WITHIN 5 FEET OF THE POOL



NOTE:
FILTER PUMP AND ALL OTHER
ELECTRICAL MATERIAL SHALL BEAR
THE U.L. LABEL OR U.L. LISTED

TYPICAL BONDING LUG
BOND WIRE SHALL BE AN UNBROKEN
LOOP OR RUN THROUGH THE LUG

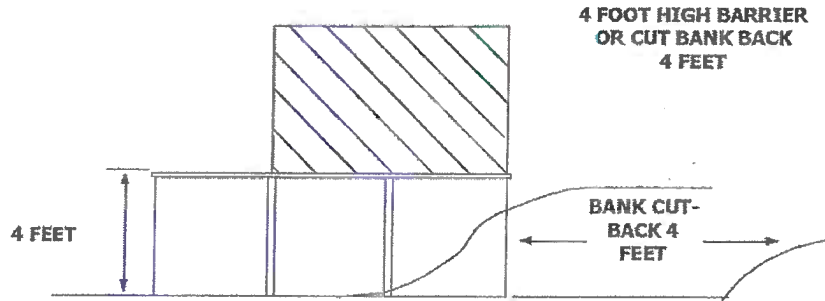


**POOL FILTER TO BE NO CLOSER
THAN 4 FEET FROM POOL**

**FILTER OUTLET NO CLOSER THAN 5
FEET FROM POOL**

**A GROUND ROD OR RETURN OF THE #8 BOND
WIRE TO THE PANEL IS NOT REQUIRED**

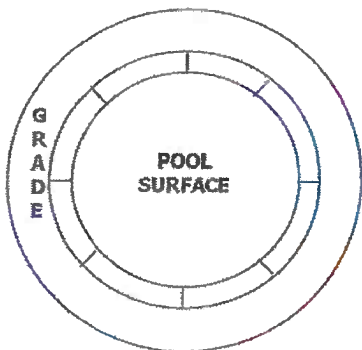
FENCE OR APPROVED BARRIER



**4 FOOT HIGH BARRIER
OR CUT BANK BACK
4 FEET**

**BANK CUT-
BACK 4
FEET**

ELEVATION PLAN



**4 FEET REQUIRED BETWEEN
POOL AND ANY CHANGE IN
GRADE**

TOP VIEW