


Town of New Fairfield
4 Brush Hill Road
New Fairfield, CT 06812
AGENDA
BOARD OF FINANCE
REGULAR MEETING
WEDNESDAY, May 15, 2019
COMMUNITY ROOM
7:30 P.M

1. Call to order
2. Pledge of Allegiance
3. Appointments
4. Correspondence/Announcements
5. Public Comment
6. Approval of Minutes – April 17, 2019 regular meeting
7. Budget Transfers
8. Update – High School and Consolidated projects’ status and costs – Dr. Rich Sanzo, Director of Business and Operations
9. Discuss and possible vote to set the Mill Rate for the 2019/20 budget
10. Discuss and possible vote to approve the Suspense List from the New Fairfield tax collector
11. Discuss and possibly vote on Medical Plan for 2019/20 budget
12. Discussion - Next Board of Finance article for the Town Tribune
13. Update – School Safety and Security Committee
14. ONGOING UPDATES
 - a. Medical update
 - b. Legal update
 - c. Year to date expenses review
 - d. Current year revenue update
 - e. Cap&Non (detail: Bridges & Drainage, and Town Properties)
15. Public Comment
16. Future Agenda items
17. Board Member Comments
18. Adjournment

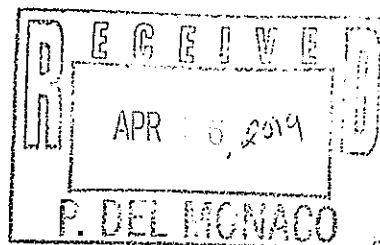
MAY - 9 2019

Received for Record _____

at 4 h 34 m P. M and recorded by
Christina M. Bonanni
Pamela J. Dohan, Town Clerk, New Fairfield, CT



611 Access Road
 Stratford, CT 06615
 T: 203.377.0663
 F: 203.375.6561
 racecoastal.com




Town of New Fairfield
 4 Brush Hill Road
 New Fairfield, CT 06812

Invoice number 2019-246
 Date 04/11/2019

Project 2018125A NEW FAIRFIELD TOWN
 MARINA DESIGN, BIDDING, AND PERMIT
 PHASE

Invoice through March 31,2019

	Amount	
Phase 1 Hydrographic Survey		
Contract Amount	3,490.00	
Percent Complete	0.00	
Prior Billed	0.00	
Total Billed	0.00	
		Current Billed 0.00
Phase 2 Geotechnical Investigations		
Contract Amount	12,420.00	
Percent Complete	0.00	
Prior Billed	0.00	
Total Billed	0.00	
		Current Billed 0.00
Phase 3 Environmental Load Analysis		
Contract Amount	2,940.00	
Percent Complete	100.00	
Prior Billed	2,940.00	
Total Billed	2,940.00	
		Current Billed 0.00
Phase 4 Performance Specifications for Dock Modifications		
Contract Amount	5,920.00	
Percent Complete	100.00	
Prior Billed	5,920.00	
Total Billed	5,920.00	
		Current Billed 0.00
Phase 5 Catenary Anchor System Design		
Contract Amount	14,240.00	
Percent Complete	100.00	
Prior Billed	11,392.00	
Total Billed	14,240.00	
		Current Billed 2,848.00



611 Access Road
 Stratford, CT 06615
 T: 203.377.0663
 F: 203.375.6561
 racecoastal.com

Town of New Fairfield
 Project 2018125A NEW FAIRFIELD TOWN MARINA DESIGN, BIDDING, AND PERMIT PHASE

Invoice number 2019-246
 Date 04/11/2019

	Amount	
Phase 6 Performance Specifications for SeaFlex System		
Contract Amount	2,340.00	
Percent Complete	100.00	
Prior Billed	1,333.80	
Total Billed	2,340.00	
		Current Billed 1,006.20
Phase 7 Bid Phase Services		
Contract Amount	2,930.00	
Percent Complete	0.00	
Prior Billed	0.00	
Total Billed	0.00	
		Current Billed 0.00
Phase 8 Regulatory Permitting Support		
Contract Amount	5,000.00	
Percent Complete	0.00	
Prior Billed	0.00	
Total Billed	0.00	
		Current Billed 0.00
		Total <u>3,854.20</u>
		Invoice total <u><u>3,854.20</u></u>

OK JRM
4/17/19

Aging Summary

Invoice Number	Invoice Date	Outstanding	Current	Over 30	Over 60	Over 90	Over 120
2019-246	04/11/2019	3,854.20	3,854.20				
	Total	3,854.20	3,854.20	0.00	0.00	0.00	0.00

APPROVED FOR PAYMENT: <u>3854.20</u>	
ACCOUNT/PO <u>30644</u>	
<i>Patricia M. Monaco</i>	
SIGNED: _____	DATE: <u>4/25/19</u>

Town of New Fairfield Summary of Transfers

Fiscal Year 2018/2019

		<u>Intra-Departmental Transfers</u>					<u>Final Approval</u>
<u>S's</u>	<u>Transfer From:</u>		<u>S's</u>	<u>Transfer To:</u>			
1,500.00	4160-140	Unclass. P&B - Salary Adjustment	1,500.00	4160-130	Unclass. P&B - Overtime Contingency		11/20/18
40,000.00	4310-110	Public Works - Salaries	40,000.00	4310-112	Public Works - Town Engineer		1/10/19
2,000.00	4110-330	BOS - Grants Administrator	2,000.00	4110-610	BOS - Materials & Supplies		1/10/19
100,000.00	4210-130-5	Police-SRO Overtime	25,000.00	4210-317-1	Police-Resident Sergeant OT		2/14/19
			75,000.00	4210-317-3	Police-Resident Trooper OT		
16,400.00	4310-423	Public Works - Contracted Services	16,400.00	4310-424	Public Works - Stormwater Management		2/28/19
2,500.00	4310-291	Public Works - Uniforms	10,000.00	4310-610-1	Public Works - Buildings & Grounds M&S		2/28/19
2,500.00	4310-421	Public Works - Disposal of Waste					
2,500.00	4310-423	Public Works - Contracted Services					
2,500.00	4310-610-2	Public Works - Highway & Streets M&S					
50,000.00	4310-451	Public Works - Road Repair	40,000.00	4310-110	Public Works - Salaries		3/14/19
			1,000.00	4310-120	Public Works - Seasonal Personnel		
			9,000.00	4310-130	Public Works - Overtime		
3,000.00	4161-332-1	Professional Services-Legal-Land	20,000.00	4161-332-4	Professional Services-Legal-General/Other		3/14/19
5,500.00	4161-332-2	Professional Services-Legal-Tax					
2,500.00	4161-332-6	Professional Services-Legal-Planning					
6,000.00	4161-332-8	Professional Services-Legal-ZBA					
3,000.00	4161-332-9	Professional Services-Legal Inland/Wetland					
2,483.06	4210-110-2	Police - Crossing Guards	18,183.06	4210-130-1	Police - Overtime		3/28/19
5,000.00	4210-110-3	Police - 1-Days/Vacation	7,000.00	4210-130-4	Police - Training Overtime		
2,700.00	4210-110-6	Police - Specialty Pay					
15,000.00	4210-130-5	Police - SRO Overtime					
1,000.00	4210-130-3	Police - Dare Overtime	1,000.00	4210-810	Police - SRO Programs		3/28/19
350.00	4210-430	Police - Equipment Maintenance	350.00	4210-290	Police - Uniforms		3/28/19
50.00	4155-105	Board of Assessment Appeals - Elected/Salary	100.00	4155-610	Board of Assessment Appeals - M&S		3/28/19
50.00	4155-110	Board of Assessment Appeals - Salaries					

Town of New Fairfield, CT

Bond Details		Rate
High School and Consolidated School	5,000,000 Bonds in	Mar 2020 3.00%
Debt Service of Combined School Projects	20,000,000 Bonds in	Mar 2021 3.50%
Reimbursement Rate: 27.86%	20,000,000 Bonds in	Mar 2022 4.00%
	20,000,000 Bonds in	Mar 2023 4.00%
	18,690,000 Bonds in	Mar 2024 4.00%
83,690,000 TOTAL Est. Net Cost to Town.		

Median Home Value	\$291,571
Median Home Assessment	\$204,100
Median Annual Property Tax	\$6,241.38

Source: New Fairfield Assessor

Year Ended Source	Proposed Debt Pg 2, Col 16		Cost Savings		Value of 1 Mill Pg 3, Col 1	Net Mills Proposed Debt Col 4 / 5	Tax Change from FY19 Col 6 * Med Assess	Tax Change from Prior Year Difference	New Construction vs Capital Improvements	
	Consolidated Pg 3, Col 5	NFHS Pg 3, Col 9	Net Cost Col 1+2+3	Capital Impr. Pg 4, Col 4					New Const. Col 7	Comparison Col 9 - 10
06/30/19	0	0	0	0	1,601,085	0.00	0.00	0.00	0.00	0.00
06/30/20	0	0	0	0	1,609,090	0.00	0.00	0.00	0.00	0.00
06/30/21	400,000	0	400,000	0	1,617,136	0.25	50.48	50.48	100.97	(50.48)
06/30/22	2,092,500	0	2,092,500	0	1,625,222	1.29	262.78	212.30	205.33	57.45
06/30/23	3,850,000	(475,000)	3,375,000	0	1,633,348	2.07	421.73	158.95	312.71	109.03
06/30/24	5,567,500	(475,000)	5,092,500	0	1,641,514	3.10	633.18	211.45	416.53	216.66
06/30/25	7,127,100	(475,000)	6,252,100	(400,000)	1,649,722	3.79	773.50	140.31	516.83	256.66
06/30/26	6,967,220	(475,000)	6,092,220	(400,000)	1,657,971	3.67	749.97	(23.53)	613.66	136.30
06/30/27	6,807,340	(475,000)	5,932,340	(400,000)	1,666,260	3.56	726.65	(23.31)	707.07	19.58
06/30/28	6,647,460	(425,000)	5,822,460	(400,000)	1,674,592	3.48	709.64	(17.01)	797.10	(87.45)
06/30/29	6,487,580	(425,000)	5,662,580	(400,000)	1,682,965	3.36	686.72	(22.92)	883.78	(197.06)
06/30/30	6,327,700	(425,000)	5,627,700	(275,000)	1,691,380	3.33	679.10	(7.63)	964.76	(285.66)
06/30/31	6,167,820	(425,000)	5,467,820	(275,000)	1,699,836	3.22	656.52	(22.58)	936.85	(280.33)
06/30/32	6,007,940	(425,000)	5,307,940	(275,000)	1,708,336	3.11	634.16	(22.37)	909.19	(275.03)
06/30/33	5,848,060	(425,000)	5,148,060	(275,000)	1,716,877	3.00	611.99	(22.16)	881.78	(269.79)
06/30/34	5,688,180	(425,000)	4,988,180	(275,000)	1,725,462	2.89	590.04	(21.96)	854.62	(264.59)
06/30/35	5,528,300	(425,000)	4,828,300	(275,000)	1,734,089	2.78	568.28	(21.75)	827.72	(259.43)
06/30/36	5,368,420	(425,000)	4,668,420	(275,000)	1,742,759	2.68	546.73	(21.55)	801.05	(254.32)
06/30/37	5,208,540	(425,000)	4,508,540	(275,000)	1,751,473	2.57	525.38	(21.35)	774.64	(249.25)
06/30/38	5,048,660	(425,000)	4,348,660	(275,000)	1,760,231	2.47	504.23	(21.15)	748.46	(244.23)
06/30/39	4,888,780	(425,000)	4,188,780	(275,000)	1,769,032	2.37	483.28	(20.95)	722.53	(239.25)
06/30/40	4,728,900	(425,000)	4,028,900	(275,000)	1,777,877	2.27	462.52	(20.76)	696.84	(234.32)
06/30/41	4,319,020	(425,000)	3,619,020	(275,000)	1,786,766	2.03	413.40	(49.12)	614.26	(200.87)
06/30/42	3,166,640	(425,000)	2,466,640	(275,000)	1,795,700	1.37	280.36	(133.04)	534.20	(253.84)
06/30/43	2,049,260	(425,000)	1,349,260	(275,000)	1,804,679	0.75	152.59	(127.76)	456.90	(304.31)
06/30/44	971,880	(425,000)	271,880	(275,000)	1,813,702	0.15	30.60	(122.00)	382.61	(352.01)

Town of New Fairfield, CT

High School and Consolidated School
Debt Service of Combined School Projects

Reimbursement Rate: 27.86%

Source: Phoenix Advisors

"20-year Level Principal"

Bond Details		Rate
5,000,000	Bonds in Mar 2020	3.00%
20,000,000	Bonds in Mar 2021	3.50%
20,000,000	Bonds in Mar 2022	4.00%
20,000,000	Bonds in Mar 2023	4.00%
18,690,000	Bonds in Mar 2024	4.00%
83,690,000 TOTAL Est. Net Cost to Town.		

FYE	1		2		3		4		5		6		7		8		9		10		11		12		13		14		15		16						
	Mar 2020		Mar 2021		Mar 2022		Mar 2023		Mar 2024		Mar 2025		Mar 2026		Mar 2027		Mar 2028		Mar 2029		Mar 2030		Mar 2031		Mar 2032		Mar 2033		Mar 2034		Mar 2035						
	Principal	Interest	Principal	Interest	Principal	Interest	Principal	Interest	Principal	Interest	Principal	Interest	Principal	Interest	Principal	Interest	Principal	Interest	Principal	Interest	Principal	Interest	Principal	Interest	Principal	Interest	Principal	Interest	Principal	Interest	Principal	Interest					
06/30/19	-	-	-	-	-	-	-	-	-	-	-	-	-	-	-	-	-	-	-	-	-	-	-	-	-	-	-	-	-	-	-	-	-				
06/30/20	-	-	-	-	-	-	-	-	-	-	-	-	-	-	-	-	-	-	-	-	-	-	-	-	-	-	-	-	-	-	-	-	-	-			
06/30/21	250,000	150,000	400,000																																		
06/30/22	250,000	142,500	392,500																																		
06/30/23	250,000	135,000	385,000																																		
06/30/24	250,000	127,500	377,500																																		
06/30/25	250,000	120,000	370,000																																		
06/30/26	250,000	112,500	362,500																																		
06/30/27	250,000	105,000	355,000																																		
06/30/28	250,000	97,500	347,500																																		
06/30/29	250,000	90,000	340,000																																		
06/30/30	250,000	82,500	332,500																																		
06/30/31	250,000	75,000	325,000																																		
06/30/32	250,000	67,500	317,500																																		
06/30/33	250,000	60,000	310,000																																		
06/30/34	250,000	52,500	302,500																																		
06/30/35	250,000	45,000	295,000																																		
06/30/36	250,000	37,500	287,500																																		
06/30/37	250,000	30,000	280,000																																		
06/30/38	250,000	22,500	272,500																																		
06/30/39	250,000	15,000	265,000																																		
06/30/40	250,000	7,500	257,500																																		
06/30/41	-	-	-																																		
06/30/42	-	-	-																																		
06/30/43	-	-	-																																		
06/30/44	-	-	-																																		
Totals.....	5,000,000	1,575,000	6,575,000	20,000,000	7,350,000	27,350,000	20,000,000	8,400,000	28,400,000	20,000,000	8,400,000	28,400,000	20,000,000	8,400,000	28,400,000	20,000,000	8,400,000	28,400,000	20,000,000	8,400,000	28,400,000	20,000,000	8,400,000	28,400,000	20,000,000	8,400,000	28,400,000	20,000,000	8,400,000	28,400,000	20,000,000	8,400,000	28,400,000	20,000,000	8,400,000	28,400,000	

Town of New Fairfield, CT

High School and Consolidated School
 Debt Service of Combined School Projects
 Reimbursement Rate: 27.86%

<u>Bond Details</u>		<u>Rate</u>	
5,000,000 Bonds in	Mar 2020	3.00%	
20,000,000 Bonds in	Mar 2021	3.50%	
20,000,000 Bonds in	Mar 2022	4.00%	
20,000,000 Bonds in	Mar 2023	4.00%	
18,690,000 Bonds in	Mar 2024	4.00%	
83,690,000 TOTAL Est. Net Cost to Town.			

Budget (FY 19)	\$48,967,898
NTGL Growth	0.50%
10-1-17 NTGL	\$1,601,085,031

Source: Phoenix Advisors

Year Ended	Value of		Consolidated Cost Savings			High School Cost Savings				Total
	1 Mill	Staffing	Maint./Energy	Capital	Total	Staffing	Maint./Energy	Capital	Total	
06/30/19	1,601,085	0	0	0	0	0	0	0	0	0
06/30/20	1,609,090	0	0	0	0	0	0	0	0	0
06/30/21	1,617,136	0	0	0	0	0	0	0	0	0
06/30/22	1,625,222	0	0	0	0	0	0	0	0	0
06/30/23	1,633,348	(350,000)	(75,000)	(50,000)	(475,000)	0	0	0	0	0
06/30/24	1,641,514	(350,000)	(75,000)	(50,000)	(475,000)	0	0	0	0	0
06/30/25	1,649,722	(350,000)	(75,000)	(50,000)	(475,000)	(125,000)	(150,000)	(125,000)	(400,000)	(400,000)
06/30/26	1,657,971	(350,000)	(75,000)	(50,000)	(475,000)	(125,000)	(150,000)	(125,000)	(400,000)	(400,000)
06/30/27	1,666,260	(350,000)	(75,000)	(50,000)	(475,000)	(125,000)	(150,000)	(125,000)	(400,000)	(400,000)
06/30/28	1,674,592	(350,000)	(75,000)	(50,000)	(425,000)	(125,000)	(150,000)	(125,000)	(400,000)	(400,000)
06/30/29	1,682,965	(350,000)	(75,000)	(50,000)	(425,000)	(125,000)	(150,000)	(125,000)	(400,000)	(400,000)
06/30/30	1,691,380	(350,000)	(75,000)	(50,000)	(425,000)	(125,000)	(150,000)	(125,000)	(400,000)	(400,000)
06/30/31	1,699,836	(350,000)	(75,000)	(50,000)	(425,000)	(125,000)	(150,000)	(125,000)	(400,000)	(400,000)
06/30/32	1,708,336	(350,000)	(75,000)	(50,000)	(425,000)	(125,000)	(150,000)	(125,000)	(400,000)	(400,000)
06/30/33	1,716,877	(350,000)	(75,000)	(50,000)	(425,000)	(125,000)	(150,000)	(125,000)	(400,000)	(400,000)
06/30/34	1,725,462	(350,000)	(75,000)	(50,000)	(425,000)	(125,000)	(150,000)	(125,000)	(400,000)	(400,000)
06/30/35	1,734,089	(350,000)	(75,000)	(50,000)	(425,000)	(125,000)	(150,000)	(125,000)	(400,000)	(400,000)
06/30/36	1,742,759	(350,000)	(75,000)	(50,000)	(425,000)	(125,000)	(150,000)	(125,000)	(400,000)	(400,000)
06/30/37	1,751,473	(350,000)	(75,000)	(50,000)	(425,000)	(125,000)	(150,000)	(125,000)	(400,000)	(400,000)
06/30/38	1,760,231	(350,000)	(75,000)	(50,000)	(425,000)	(125,000)	(150,000)	(125,000)	(400,000)	(400,000)
06/30/39	1,769,032	(350,000)	(75,000)	(50,000)	(425,000)	(125,000)	(150,000)	(125,000)	(400,000)	(400,000)
06/30/40	1,777,877	(350,000)	(75,000)	(50,000)	(425,000)	(125,000)	(150,000)	(125,000)	(400,000)	(400,000)
06/30/41	1,786,766	(350,000)	(75,000)	(50,000)	(425,000)	(125,000)	(150,000)	(125,000)	(400,000)	(400,000)
06/30/42	1,795,700	(350,000)	(75,000)	(50,000)	(425,000)	(125,000)	(150,000)	(125,000)	(400,000)	(400,000)
06/30/43	1,804,679	(350,000)	(75,000)	(50,000)	(425,000)	(125,000)	(150,000)	(125,000)	(400,000)	(400,000)
06/30/44	1,813,702	(350,000)	(75,000)	(50,000)	(425,000)	(125,000)	(150,000)	(125,000)	(400,000)	(400,000)

Column #: 1 2 3 4 5 6 7 8 9

Town of New Fairfield, CT

Annual Capital Bonding
Debt Service of Capital Improvements

" Forecasting Model - \$10MM Annual"

Bond Details		Rate
10,000,000 Bonds in	Mar 2020	3.00%
10,000,000 Bonds in	Mar 2021	3.50%
10,000,000 Bonds in	Mar 2022	4.00%
10,000,000 Bonds in	Mar 2023	4.00%
10,000,000 Bonds in	Mar 2024	4.00%
\$10M Issues Continue thru 2029		

Median Home Value	\$291,571
Median Home Assessment	\$204,100
Median Annual Property Tax	\$6,241.38

Source: New Fairfield Assessor

Year Ended Source	1		2		3		4		5	
	Proposed Debt Pg 5, Col 31	Value of 1 Mill Pg 3, Col 1	Mills Proposed Debt Col 1 / 2	Tax Change from FY19 Col 3 * Med Assess	Tax Change from Prior Year Difference					
06/30/19	0	1,601,085	0.00	0.00	0.00					
06/30/20	0	1,609,090	0.00	0.00	0.00					
06/30/21	800,000	1,617,136	0.49	100.97	100.97					
06/30/22	1,635,000	1,625,222	1.01	205.33	104.36					
06/30/23	2,502,500	1,633,348	1.53	312.71	107.38					
06/30/24	3,350,000	1,641,514	2.04	416.53	103.82					
06/30/25	4,177,500	1,649,722	2.53	516.83	100.30					
06/30/26	4,985,000	1,657,971	3.01	613.66	96.83					
06/30/27	5,772,500	1,666,260	3.46	707.07	93.41					
06/30/28	6,540,000	1,674,592	3.91	797.10	90.03					
06/30/29	7,287,500	1,682,965	4.33	883.78	86.69					
06/30/30	7,995,000	1,691,380	4.73	964.76	80.98					
06/30/31	7,802,500	1,699,836	4.59	936.85	(27.91)					
06/30/32	7,610,000	1,708,336	4.45	909.19	(27.66)					
06/30/33	7,417,500	1,716,877	4.32	881.78	(27.41)					
06/30/34	7,225,000	1,725,462	4.19	854.62	(27.16)					
06/30/35	7,032,500	1,734,089	4.06	827.72	(26.91)					
06/30/36	6,840,000	1,742,759	3.92	801.05	(26.66)					
06/30/37	6,647,500	1,751,473	3.80	774.64	(26.42)					
06/30/38	6,455,000	1,760,231	3.67	748.46	(26.17)					
06/30/39	6,262,500	1,769,032	3.54	722.53	(25.93)					
06/30/40	6,070,000	1,777,877	3.41	696.84	(25.69)					
06/30/41	5,377,500	1,786,766	3.01	614.26	(82.57)					
06/30/42	4,700,000	1,795,700	2.62	534.20	(80.06)					
06/30/43	4,040,000	1,804,679	2.24	456.90	(77.30)					
06/30/44	3,400,000	1,813,702	1.87	382.61	(74.29)					

Town of New Fairfield, CT

High School and Consolidated School
Debt Service Comparison
Reimbursement Rate: 27.86%

Bond Details		Rate	
10,000,000 Bonds in	Mar 2020	3.00%	3.00%
10,000,000 Bonds in	Mar 2021	3.50%	3.50%
10,000,000 Bonds in	Mar 2022	4.00%	4.00%
10,000,000 Bonds in	Mar 2023	4.00%	4.00%
10,000,000 Bonds in	Mar 2024	4.00%	4.00%

vs.

Bond Details		Rate	
5,000,000 Bonds in	Mar 2020	3.00%	3.00%
20,000,000 Bonds in	Mar 2021	3.50%	3.50%
20,000,000 Bonds in	Mar 2022	4.00%	4.00%
20,000,000 Bonds in	Mar 2023	4.00%	4.00%
18,690,000 Bonds in	Mar 2024	4.00%	4.00%

\$10M Issues Continue thru 2029

Bond Details		Rate	
83,690,000 TOTAL Est. Net Cost to Town.			

New Construction vs Capital Improvements

25th Percentile: \$149,255 Assessment

Tax Change from FY19 New Const.	Tax Change from FY19 Capital Impr.	Comparison
0.00	0.00	0.00
0.00	0.00	0.00
36.92	73.84	(36.92)
192.17	150.15	42.02
308.41	228.68	79.73
463.04	304.60	158.44
565.65	377.95	187.69
548.44	448.76	99.67
531.39	517.07	14.32
518.95	582.90	(63.95)
502.19	646.30	(144.11)
496.61	705.52	(208.90)
480.10	685.10	(205.00)
463.75	664.88	(201.13)
447.54	644.83	(197.29)
431.48	624.97	(193.49)
415.58	605.30	(189.72)
399.82	585.80	(185.98)
384.20	566.48	(182.28)
368.74	547.34	(178.60)
353.41	528.37	(174.96)
338.23	509.58	(171.35)
302.31	449.20	(146.89)
205.02	390.65	(185.63)
111.59	334.13	(222.54)
22.37	279.80	(257.42)

New Construction vs Capital Improvements

Median (50th Percentile): \$204,100 Assessment

Tax Change from FY19 New Const.	Tax Change from FY19 Capital Impr.	Comparison
0.00	0.00	0.00
0.00	0.00	0.00
50.48	100.97	(50.48)
262.78	205.33	57.45
421.73	312.71	109.03
633.18	416.53	216.66
773.50	516.83	256.66
749.97	613.66	136.30
726.65	707.07	19.58
709.64	797.10	(87.45)
686.72	883.78	(197.06)
679.10	964.76	(285.66)
656.52	936.85	(280.33)
634.16	909.19	(275.03)
611.99	881.78	(269.79)
590.04	854.62	(264.59)
568.28	827.72	(259.43)
546.73	801.05	(254.32)
525.38	774.64	(249.25)
504.23	748.46	(244.23)
483.28	722.53	(239.25)
462.52	696.84	(234.32)
413.40	614.26	(200.87)
280.36	534.20	(253.84)
152.59	456.90	(304.31)
30.60	382.61	(352.01)

New Construction vs Capital Improvements

75th Percentile: \$271,450 Assessment

Tax Change from FY19 New Const.	Tax Change from FY19 Capital Impr.	Comparison
0.00	0.00	0.00
0.00	0.00	0.00
67.14	134.29	(67.14)
349.50	273.08	76.41
560.90	415.90	145.00
842.12	553.97	288.15
1,028.74	687.38	341.36
997.44	816.17	181.28
966.44	940.40	26.04
943.82	1,060.13	(116.31)
913.33	1,175.42	(262.09)
903.19	1,283.12	(379.93)
873.17	1,246.00	(372.83)
843.42	1,209.21	(365.79)
813.94	1,172.76	(358.81)
784.74	1,136.64	(351.90)
755.81	1,100.85	(345.04)
727.15	1,065.39	(338.24)
698.75	1,030.25	(331.50)
670.62	995.44	(324.82)
642.75	960.95	(318.20)
615.14	926.78	(311.64)
549.81	816.96	(267.15)
372.87	710.48	(337.61)
202.95	607.67	(404.73)
40.69	508.87	(468.17)

New Construction vs Capital Improvements

Average: \$227,752 Assessment

Tax Change from FY19 New Const.	Tax Change from FY19 Capital Impr.	Comparison
0.00	0.00	0.00
0.00	0.00	0.00
56.33	112.67	(56.33)
293.23	229.12	64.11
470.61	348.95	121.66
706.56	464.80	241.76
863.13	576.72	286.41
836.88	684.78	152.10
810.86	789.01	21.85
791.88	889.47	(97.59)
766.30	986.20	(219.90)
757.80	1,076.56	(318.77)
732.60	1,045.42	(312.81)
707.64	1,014.55	(306.91)
682.91	983.97	(301.05)
658.41	953.66	(295.25)
634.14	923.64	(289.50)
610.09	893.88	(283.79)
586.27	864.40	(278.14)
562.66	835.20	(272.53)
539.28	806.26	(266.98)
516.12	777.59	(261.47)
461.30	685.45	(224.15)
312.85	596.11	(283.26)
170.28	509.85	(339.57)
34.14	426.95	(392.81)

Assessment	Residential Value	FY19 Taxes
\$149,255	\$213,221	\$4,564.22
\$204,100	\$291,571	\$6,241.38
\$271,450	\$387,786	\$8,300.94
\$227,752	\$325,360	\$6,964.66

Source: New Fairfield Assessor



TOWN OF NEW FAIRFIELD

BOARD OF FINANCE

4 Brush Hill Road

New Fairfield, CT 06812-2619

May 15, 2019

Pamela J. Dohan, Town Clerk
Town of New Fairfield
4 Brush Hill Rd.
New Fairfield, CT 06812

Dear Mrs. Dohan:

Please be advised that at the Board of Finance meeting held on May 15, 2019, following the counting of the votes in the referendum held May 4, 2019 on the 2019/2020 Recommended Budget, and approval of the subject budget, the Board of Finance passed the following motion:

To set the mill rate for the fiscal year July 1, 2019 through June 30, 2020 at 30.90 mills.

If you have any questions concerning the above, please feel free to contact me.

Sincerely,

Wes Marsh, Chairman
Board of Finance

/kg

Cc: Tax Collector
Finance Director
Treasurer
Auditors



TOWN OF NEW FAIRFIELD

BOARD OF FINANCE

4 Brush Hill Road
New Fairfield, CT 06812-2619

May 15, 2019

Pamela J. Dohan, Town Clerk
Town of New Fairfield
4 Brush Hill Rd.
New Fairfield, CT 06812

Dear Mrs. Dohan:

Please be advised that at the Board of Finance meeting held on May 15, 2019, the Tax Collector's Suspense list was discussed. The attached listing of taxes were presented and approved for transfer to the Suspense List.

Sincerely,

Wes Marsh, Chairman
Board of Finance

/kg

Cc: Tax Collector
Finance Director

Auditors



TOWN OF NEW FAIRFIELD

TAX COLLECTOR'S OFFICE

4 Brush Hill Road

New Fairfield, CT 06812-2619

(203) 312-5620 FAX (203) 312-5612

May 3, 2019

Mr. Wes Marsh, Chairman
Board of Finance
New Fairfield, CT 06812

Dear Wes:

Attached please find a listing of taxes to be considered for transfer to the Suspense Rate Book. The list includes motor vehicle, personal property, as well as real estate accounts which remained uncollectible after tax sale.

I certify that to the best of my knowledge and belief each tax on the attached listing has not been paid, is uncollectible and should be transferred to the suspense rate book. Items transferred to suspense are removed from consideration as assets of the town but are not abated as a tax liability of the person against whom it was levied.

Please add this to your May agenda. The approved listing must be filed with the Town Clerk. Once the list has been approved, it will be turned over to our collection agency. The collection agency's commission rate is 18% of what is collected. By Connecticut State Law, the town collects 15% of the commission fee from the taxpayer.

Should there be any questions regarding the listing, please feel free to contact me.

Sincerely,

Kerrie L. Greening, C.C.M.C.
Tax Collector

cc: E. Sbordone

Bill #	Dist Name	Code	Reason	Date	Town Due/Susp	Dist Due/Susp	Sewer Due/Susp	Total
2014-02-0040129	CPB CONSTRUCTION INC	OS	OUT OF STATE	04/17/2019	241.08			241.08
	PERSONAL PROPERTY				241.08			
	# Of Acct: 1							
2014-03-0060571	RUBINO TRACY L	UN	UNCOLLECTIBLE	04/17/2019	464.47			464.47
	MOTOR VEHICLE				464.47			
	# Of Acct: 1							
2014-04-0080807	GUZI ANDREW GEORGE	UL	UNABLE TO LOCATE	04/17/2019	74.95			74.95
	MOTOR VEHICLE SUPPLEMENT				74.95			
	# Of Acct: 2							
2014-04-0082021	SVENDBERG KARL E	DE	DECEASED	04/17/2019	197.97			197.97
	MOTOR VEHICLE SUPPLEMENT				197.97			
	# Of Acct: 2							
YR : 2014	TOTAL : 4				978.47			978.47

2015-02-0040125	CPB CONSTRUCTION INC	OS	OUT OF STATE	04/17/2019	253.24			253.24
	PETERSON VERNA	UL	UNABLE TO LOCATE	04/17/2019	29.83			29.83
	HERZOG LAWRENCE OR FRANKLIN	OS	OUT OF STATE	04/17/2019	242.64			242.64
	PERSONAL PROPERTY				242.64			
	# Of Acct: 3							
2015-03-0052623	DAVIS DWIGHT L	UL	UNABLE TO LOCATE	04/17/2019	711.26			711.26
	MOTOR VEHICLE				711.26			
	# Of Acct: 1							
2015-03-0052624	DAVIS DWIGHT L	UL	UNABLE TO LOCATE	04/17/2019	515.09			515.09
	MOTOR VEHICLE				515.09			
	# Of Acct: 1							
2015-03-0054739	GUZI ANDREW G	UL	UNABLE TO LOCATE	04/17/2019	462.90			462.90
	MOTOR VEHICLE				462.90			
	# Of Acct: 1							
2015-03-0054740	GUZI ANDREW G	UL	UNABLE TO LOCATE	04/17/2019	212.23			212.23
	MOTOR VEHICLE				212.23			
	# Of Acct: 1							
2015-03-0057207	LOGO RICHARD J	UK	UNKNOWN	04/17/2019	139.67			139.67
	MOTOR VEHICLE				139.67			
	# Of Acct: 1							
2015-03-0057208	LOGO RICHARD J	UK	UNKNOWN	04/17/2019	131.64			131.64
	MOTOR VEHICLE				131.64			
	# Of Acct: 1							
2015-03-0059798	PIOVEZAHN ALESSANDRO M	UL	UNABLE TO LOCATE	04/17/2019	102.39			102.39
	MOTOR VEHICLE				102.39			
	# Of Acct: 1							
2015-03-0060532	RUBINO TRACY L	UN	UNCOLLECTIBLE	04/17/2019	187.77			187.77
	MOTOR VEHICLE				187.77			
	# Of Acct: 1							
2015-03-0061846	SVENDBERG KARL E	DE	DECEASED	04/17/2019	158.60			158.60
	MOTOR VEHICLE				158.60			
	# Of Acct: 1							
2015-03-0061847	SVENDBERG KARL E	DE	DECEASED	04/17/2019	258.41			258.41
	MOTOR VEHICLE				258.41			
	# Of Acct: 1							
2015-03-0061848	SVENDBERG KARL E	DE	DECEASED	04/17/2019	121.03			121.03
	MOTOR VEHICLE				121.03			
	# Of Acct: 1							
2015-03-0063407	LOGO RICHARD J	UK	UNKNOWN	04/17/2019	100.38			100.38
	MOTOR VEHICLE				100.38			
	# Of Acct: 1							
2015-03-0063577	RANDE YVIME CHRISTINA	UL	UNABLE TO LOCATE	04/17/2019	183.70			183.70
	MOTOR VEHICLE				183.70			
	# Of Acct: 1							

2015-04-0080485	DAVIS DWIGHT L	UL	UNABLE TO LOCATE	04/17/2019	119.88			119.88
	MOTOR VEHICLE				119.88			
	# Of Acct: 1							
2015-04-0080646	FERRITO DENISE	UL	UNABLE TO LOCATE	04/17/2019	34.56			34.56
	MOTOR VEHICLE				34.56			
	# Of Acct: 1							
2015-04-0081020	IORIO LISA M	OS	OUT OF STATE	04/17/2019	19.73			19.73
	MOTOR VEHICLE				19.73			
	# Of Acct: 1							
2015-04-0081021	IORIO LISA M	OS	OUT OF STATE	04/17/2019	63.99			63.99
	MOTOR VEHICLE				63.99			
	# Of Acct: 1							
2015-04-0081419	MCGUIRE STEPHAN J	UK	UNKNOWN	04/17/2019	161.50			161.50
	MOTOR VEHICLE				161.50			
	# Of Acct: 1							
2015-04-0081420	MCGUIRE STEPHAN J	OS	OUT OF STATE	04/17/2019	160.49			160.49
	MOTOR VEHICLE				160.49			
	# Of Acct: 1							
2015-04-0081701	POPPER SHAUN M	UL	UNABLE TO LOCATE	04/17/2019	64.01			64.01
	MOTOR VEHICLE				64.01			
	# Of Acct: 1							
2015-04-0081754	REILLY MAUREEN P	UL	UNABLE TO LOCATE	04/17/2019	156.59			156.59
	MOTOR VEHICLE				156.59			
	# Of Acct: 1							
2015-04-0081941	SEIZURE ENFORCEMENT LLC	UL	UNABLE TO LOCATE	04/17/2019	218.86			218.86
	MOTOR VEHICLE SUPPLEMENT				218.86			
	# Of Acct: 1							
2015-04-0081942	SEIZURE ENFORCEMENT LLC	UN	UNCOLLECTIBLE	04/17/2019	25.38			25.38
	MOTOR VEHICLE SUPPLEMENT				25.38			
	# Of Acct: 1							
2015-04-0082276	WILLIAMS MICHELE L	UN	UNCOLLECTIBLE	04/17/2019	4.19			4.19
	MOTOR VEHICLE SUPPLEMENT				4.19			
	# Of Acct: 1							
2015-04-0082334	SEIZURE ENFORCEMENT LLC	UN	UNCOLLECTIBLE	04/17/2019	106.17			106.17
	MOTOR VEHICLE SUPPLEMENT				106.17			
	# Of Acct: 1							
2015-04-0082335	SEIZURE ENFORCEMENT LLC	UN	UNCOLLECTIBLE	04/17/2019	272.09			272.09
	MOTOR VEHICLE SUPPLEMENT				272.09			
	# Of Acct: 1							
2015-04-0082338	SEIZURE ENFORCEMENT LLC	UN	UNCOLLECTIBLE	04/17/2019	42.33			42.33
	MOTOR VEHICLE SUPPLEMENT				42.33			
	# Of Acct: 1							
YR : 2015	TOTAL : 11				1,464.11			1,464.11
	TOTAL : 31				5,274.89			5,274.89

2016-02-0040126	CPB CONSTRUCTION INC	OS	OUT OF STATE	04/17/2019	260.64			260.64
	MOTOR VEHICLE				260.64			
	# Of Acct: 1							
2016-02-0040161	HERZOG LAWRENCE OR FRANKLIN	OS	OUT OF STATE	04/17/2019	219.18			219.18
	MOTOR VEHICLE				219.18			
	# Of Acct: 1							

Bill #	Dist Name	Code	Reason	Date	Town Due/Susp	Dist Due/Susp	Total
2016-02-0040385	PETERSON VERNA	UL	UNABLE TO LOCATE	04/17/2019	27.73		27.73
2016-02-0040442	SARGEANT JOHN	UN	UNCOLLECTIBLE	04/17/2019	144.64		144.64
	PERSONAL PROPERTY				652.19		652.19
	# Of Acct: 4						
2016-03-0050194	ALBIN MARK R	UL	UNABLE TO LOCATE	04/17/2019	182.80		182.80
2016-03-0050802	BEMBRIDGE CHAVEZ K	OS	OUT OF STATE	04/17/2019	181.01		181.01
2016-03-0052082	CIPRIANI ANTHONY T	UL	UNABLE TO LOCATE	04/17/2019	47.12		47.12
2016-03-0052601	DAKAI LIRIDONA	UL	UNABLE TO LOCATE	04/17/2019	22.88		22.88
2016-03-0052602	DAKAI LIRIDONA	UL	UNABLE TO LOCATE	04/17/2019	423.15		423.15
2016-03-0052702	DAVIS DWIGHT L	UL	UNABLE TO LOCATE	04/17/2019	707.03		707.03
2016-03-0052703	DAVIS DWIGHT L	UL	UNABLE TO LOCATE	04/17/2019	342.18		342.18
2016-03-0052704	DAVIS DWIGHT L	UL	UNABLE TO LOCATE	04/17/2019	120.17		120.17
2016-03-0053629	FEDUN ANDREW J	UK	UNKNOWN	04/17/2019	47.85		47.85
2016-03-0053696	FERRITO DENISE	UL	UNABLE TO LOCATE	04/17/2019	92.44		92.44
2016-03-0054354	GERMANN MICHAEL C	OS	OUT OF STATE	04/17/2019	84.69		84.69
2016-03-0054820	GUZI ANDREW G	UL	UNABLE TO LOCATE	04/17/2019	416.88		416.88
2016-03-0055769	IORIO LISA M	UL	UNABLE TO LOCATE	04/17/2019	176.53		176.53
2016-03-0055934	JOHNSON WILLIAM G 3RD	UL	UNABLE TO LOCATE	04/17/2019	166.40		166.40
2016-03-0057269	LOGO RICHARD J	UK	UNKNOWN	04/17/2019	123.16		123.16
2016-03-0057270	LOGO RICHARD J	UK	UNKNOWN	04/17/2019	187.87		187.87
2016-03-0057271	LOGO RICHARD J	UK	UNKNOWN	04/17/2019	129.42		129.42
2016-03-0058037	MCGUIRE STEPHAN J	OS	OUT OF STATE	04/17/2019	218.58		218.58
2016-03-0058038	MCGUIRE STEPHAN J	OS	OUT OF STATE	04/17/2019	109.74		109.74
2016-03-0058828	NATI KIMBERLY E	UK	UNKNOWN	04/17/2019	62.62		62.62
2016-03-0058895	POPPER SHAWN M	UL	UNABLE TO LOCATE	04/17/2019	137.77		137.77
2016-03-0060182	REILLY MAUREEN P	UL	UNABLE TO LOCATE	04/17/2019	248.64		248.64
2016-03-0061212	SEIZURE ENFORCEMENT LLC	UN	UNCOLLECTIBLE	04/17/2019	14.91		14.91
2016-03-0061213	SEIZURE ENFORCEMENT LLC	UN	UNCOLLECTIBLE	04/17/2019	88.86		88.86
2016-03-0061214	SEIZURE ENFORCEMENT LLC	UN	UNCOLLECTIBLE	04/17/2019	95.42		95.42
2016-03-0061445	SELIGMANN ERIC W	UL	UNABLE TO LOCATE	04/17/2019	481.59		481.59
2016-03-0061852	SLATER JEFFREY G JR	OS	OUT OF STATE	04/17/2019	212.91		212.91
2016-03-0062955	SUNNY CHANNEL NAIL SPA INC	OB	OUT OF BUSINESS	04/17/2019	111.23		111.23
2016-03-0063002	WIEME KIM M	UL	UNABLE TO LOCATE	04/17/2019	14.91		14.91
2016-03-0063013	WILLIAMS MICHELLE L	UN	UNCOLLECTIBLE	04/17/2019	50.69		50.69
2016-03-0063014	WILLIAMS STACEY L	UL	UNABLE TO LOCATE	04/17/2019	216.49		216.49
2016-03-0063615	RANDE JAIME CHRISTINA	UL	UNABLE TO LOCATE	04/17/2019	148.21		148.21
2016-03-0063630	SEIZURE ENFORCEMENT LLC	UN	UNCOLLECTIBLE	04/17/2019	885.06		885.06
	MOTOR VEHICLE				6,549.21		6,549.21
	# Of Acct: 33						
2016-04-0080152	BAKER CARL T	OS	OUT OF STATE	04/17/2019	331.15		331.15
2016-04-0080182	BELLAVITA ANTHONY M	UK	UNKNOWN	04/17/2019	101.69		101.69
2016-04-0080183	BEMBRIDGE CHAVEZ K	OS	OUT OF STATE	04/17/2019	300.35		300.35
2016-04-0080424	CURNAN ROBERT C	UN	UNCOLLECTIBLE	04/17/2019	400.18		400.18
2016-04-0080723	GERMANN MICHAEL C	OS	OUT OF STATE	04/17/2019	61.73		61.73
2016-04-0080789	GUIDO KEVIN D	UL	UNABLE TO LOCATE	04/17/2019	92.14		92.14
2016-04-0080955	IORIO LISA M	OS	OUT OF STATE	04/17/2019	223.95		223.95
2016-04-0080964	JAGERMANN JUSTIN T	OS	OUT OF STATE	04/17/2019	155.06		155.06
2016-04-0081227	LONG JUSTIN M	UL	UNABLE TO LOCATE	04/17/2019	38.97		38.97
2016-04-0081254	MAGARI DISIRES M	OS	UNABLE TO LOCATE	04/17/2019	33.76		33.76
2016-04-0082116	VONHELMIS WILLIAM J	OS	OUT OF STATE	04/17/2019	202.95		202.95
	MOTOR VEHICLE SUPPLEMENT	DE	DECEASED	04/17/2019			
	# Of Acct: 11				1,941.93		1,941.93
YR : 2016	TOTAL : 48				9,143.33		9,143.33
2017-01-0002269 0	GOTTIIEB THOMAS J	RE	TAX SALE PARCEL	04/17/2019	224.77		224.77

Bill #	Dist	Name	Code	Reason	Date	Town Due/Susp	Dist Due/Suspsewer Due/Susp	Total
2017-01-0002692	0	HUNT GERFRUDE T REAL ESTATE	RE	TAX SALE PARCEL # Of Acct: 2	04/17/2019	224.77		224.77
2017-02-0040115		COOK THORSTEN	OS	OUT OF STATE	04/17/2019	13.46		13.46
2017-02-0040167		FERRANTE FLOORS LLC	UN	UNCOLLECTIBLE	04/17/2019	214.98		214.98
2017-02-0040217		HERZOG LAWRENCE OR FRANKLIN	OS	OUT OF STATE	04/17/2019	224.76		224.76
2017-02-0040262		KHALMOV RUBEN	OB	OUT OF BUSINESS	04/17/2019	372.78		372.78
2017-02-0040289		IUCSKY MICHAEL	OS	OUT OF STATE	04/17/2019	87.46		87.46
2017-02-0040310		BROWN MINDY M	OB	OUT OF BUSINESS	04/17/2019	204.28		204.28
2017-02-0040329		MORAN JORGE LUIS	UN	UNCOLLECTIBLE	04/17/2019	1,471.82		1,471.82
2017-02-0040382		PETERSON VERNA	UN	UNABLE TO LOCATE	04/17/2019	33.33		33.33
2017-02-0040426		RUBINO FELIX JR	UN	UNCOLLECTIBLE	04/17/2019	28.75		28.75
2017-02-0040439		SARGEANT JOHN	UN	UNCOLLECTIBLE	04/17/2019	156.26		156.26
2017-02-0040479		STROU JENNIFER	UN	UNCOLLECTIBLE	04/17/2019	321.10		321.10
		PERSONAL PROPERTY # Of Acct: 11	UK	UNKNOWN	04/17/2019	3,128.98		3,128.98
2017-03-0050256		ALBIN MARK R	UL	UNABLE TO LOCATE	04/17/2019	175.53		175.53
2017-03-0050856		BEMBRIDGE CHAVEZ K	OS	OUT OF STATE	04/17/2019	380.42		380.42
2017-03-0050908		BENNETT ROBERT J	OS	OUT OF STATE	04/17/2019	485.92		485.92
2017-03-0051059		BLANCA SOTO CLEANING LLC	UL	UNABLE TO LOCATE	04/17/2019	131.80		131.80
2017-03-0051060		BLANCA SOTO CLEANING LLC	UL	UNABLE TO LOCATE	04/17/2019	126.30		126.30
2017-03-0051326		BROSS RICHARD O	OS	OUT OF STATE	04/17/2019	212.84		212.84
2017-03-0051327		BROSS RICHARD O	OS	OUT OF STATE	04/17/2019	187.46		187.46
2017-03-0051702		CAPPABIANCA JOHN J	OS	OUT OF STATE	04/17/2019	53.15		53.15
2017-03-0052095		CIPRIANI ANTHONY T	UL	UNABLE TO LOCATE	04/17/2019	47.09		47.09
2017-03-0052521		CURNAN ROBERT C	UN	UNCOLLECTIBLE	04/17/2019	367.57		367.57
2017-03-0052607		DAKAY LINDONA	UL	UNABLE TO LOCATE	04/17/2019	83.48		83.48
2017-03-0052644		DANIELS JESSE C	UL	UNABLE TO LOCATE	04/17/2019	143.42		143.42
2017-03-0052731		DAY ANGELA N	OS	OUT OF STATE	04/17/2019	59.33		59.33
2017-03-0052732		DAY CHRISTOPHER L	OS	OUT OF STATE	04/17/2019	93.27		93.27
2017-03-0052958		DIEGO PILLAJO SOLANO LLC	OS	OUT OF STATE	04/17/2019	255.34		255.34
2017-03-0052967		DIFABIO TRAVIS F	UL	UNABLE TO LOCATE	04/17/2019	30.58		30.58
2017-03-0053416		ERECT ALL LLC	UL	UNABLE TO LOCATE	04/17/2019	149.23		149.23
2017-03-0053591		FEDUN ANDREW J	UK	UNKNOWN	04/17/2019	519.55		519.55
2017-03-0053655		FERRITO DENISE	UL	UNABLE TO LOCATE	04/17/2019	84.10		84.10
2017-03-0053982		FRASER KEVIN A	OS	OUT OF STATE	04/17/2019	540.04		540.04
2017-03-0053983		FRASER KEVIN A	OS	OUT OF STATE	04/17/2019	189.60		189.60
2017-03-0054247		GEGENY JOSEPH L	UL	UNABLE TO LOCATE	04/17/2019	106.11		106.11
2017-03-0054321		GERMANN MICHAEL C	OS	OUT OF STATE	04/17/2019	61.16		61.16
2017-03-0054494		GONZALEZ AMANDA M	OS	OUT OF STATE	04/17/2019	459.62		459.62
2017-03-0054685		GRIFFIN PATRICK A	UL	UNABLE TO LOCATE	04/17/2019	26.08		26.08
2017-03-0054760		GUIDO KEVIN D	UL	UNABLE TO LOCATE	04/17/2019	103.36		103.36
2017-03-0055692		IORIO LISA M	OS	OUT OF STATE	04/17/2019	181.95		181.95
2017-03-0055750		JAGEANN JUSTIN T	OS	OUT OF STATE	04/17/2019	151.07		151.07
2017-03-0055862		JOHNSON WILLIAM G 3RD	UL	UNABLE TO LOCATE	04/17/2019	147.09		147.09
2017-03-0057129		LIVINGSION SEQUOIA R	OS	OUT OF STATE	04/17/2019	124.15		124.15
2017-03-0057161		LOGO RICHARD J	UL	UNABLE TO LOCATE	04/17/2019	110.70		110.70
2017-03-0057162		LOGO RICHARD J	UK	UNKNOWN	04/17/2019	114.06		114.06
2017-03-0057163		LOGO RICHARD J	UK	UNKNOWN	04/17/2019	171.86		171.86
2017-03-0057267		IUCSKY MICHAEL F	OS	OUT OF STATE	04/17/2019	174.92		174.92
2017-03-0057268		IUCSKY MICHAEL F	OS	OUT OF STATE	04/17/2019	104.28		104.28
2017-03-0057269		IUCSKY MICHAEL F	OS	OUT OF STATE	04/17/2019	168.50		168.50
2017-03-0057270		IUCSKY MICHAEL F	OS	OUT OF STATE	04/17/2019	96.33		96.33
2017-03-0057271		IUCSKY MICHAEL F	OS	OUT OF STATE	04/17/2019	86.85		86.85
2017-03-0057272		IUCSKY MICHAEL F	OS	OUT OF STATE	04/17/2019	10.70		10.70

Bill #	Dist	Name	Code	Reason	Date	Rown Due/Susp	Dist Due/SuspSewer	Due/Susp	Total
2017-03-0057273		IUCSKY MICHAEL F	OS	OUT OF STATE	04/17/2019	15.29			
2017-03-0057274		IUCSKY MICHAEL F	OS	OUT OF STATE	04/17/2019	457.48			
2017-03-0057275		IUCSKY MICHAEL F	OS	OUT OF STATE	04/17/2019	423.23			
2017-03-0057276		IUCSKY ZACHARY M	OS	OUT OF STATE	04/17/2019	89.29			
2017-03-0057342		MACARI DIRREE M	OS	OUT OF STATE	04/17/2019	120.49			
2017-03-0057757		MATARRAZO ALEXANDER R	UL	UNABLE TO LOCATE	04/17/2019	103.97			
2017-03-0057952		MCGUIRE STEPHAN J	OS	OUT OF STATE	04/17/2019	203.36			
2017-03-0057953		MCGUIRE STEPHAN J	OS	OUT OF STATE	04/17/2019	96.94			
2017-03-0058651		MURPHY MARYJANE P	OS	OUT OF STATE	04/17/2019	72.78			
2017-03-0058656		MURPHY SEAN	OS	OUT OF STATE	04/17/2019	73.39			
2017-03-0058657		MURPHY SEAN	OS	OUT OF STATE	04/17/2019	64.83			
2017-03-0058659		MURPHY THOMAS J	OS	OUT OF STATE	04/17/2019	74.92			
2017-03-0058660		MURPHY THOMAS J	OS	OUT OF STATE	04/17/2019	121.40			
2017-03-0058737		NAHAS STEVEN F	OS	OUT OF STATE	04/17/2019	122.63			
2017-03-0058803		NEISH DAWGN J	OS	OUT OF STATE	04/17/2019	30.58			
2017-03-0058884		NEWMAN ANNA H	UL	UNABLE TO LOCATE	04/17/2019	101.83			
2017-03-0059489		PAUST EDWARD S JR	UL	UNABLE TO LOCATE	04/17/2019	266.05			
2017-03-0059823		POPPER SHAWN M	UL	UNABLE TO LOCATE	04/17/2019	127.52			
2017-03-0060295		RIVERA HIPOOLITO	OS	OUT OF STATE	04/17/2019	160.55			
2017-03-0060378		PADILLA DANIXA K	UL	UNABLE TO LOCATE	04/17/2019	318.34			
2017-03-0060717		SALTSBERG SHARON A	OS	OUT OF STATE	04/17/2019	58.25			
2017-03-0060718		SALTSBERG SHARON A	OS	OUT OF STATE	04/17/2019	7.65			
2017-03-0060719		SALTSBERG SHARON A	OS	OUT OF STATE	04/17/2019	130.58			
2017-03-0060720		SALTSBERG SHARON A	OS	OUT OF STATE	04/17/2019	15.29			
2017-03-0060820		SATHER CROIX	OS	OUT OF STATE	04/17/2019	271.86			
2017-03-0061132		SEIZURE ENFORCEMENT LLC	UN	UNCOLLECTIBLE	04/17/2019	15.29			
2017-03-0061133		SEIZURE ENFORCEMENT LLC	UN	UNCOLLECTIBLE	04/17/2019	15.29			
2017-03-0061134		SEIZURE ENFORCEMENT LLC	UN	UNCOLLECTIBLE	04/17/2019	15.29			
2017-03-0061135		SEPUVEDA JOSE W	UL	UNABLE TO LOCATE	04/17/2019	71.86			
2017-03-0061154		SEPUVEDA JOSE W	UL	UNABLE TO LOCATE	04/17/2019	91.43			
2017-03-0061363		SLATER JEFFREY G JR	OS	OUT OF STATE	04/17/2019	418.03			
2017-03-0061606		STERRY TIMOTHY D	UL	UNABLE TO LOCATE	04/17/2019	479.49			
2017-03-0061607		STEVENS ABRHAM M	UL	UNABLE TO LOCATE	04/17/2019	115.59			
2017-03-0061762		SUROVY WENDY A	OS	OUT OF STATE	04/17/2019	63.61			
2017-03-0061763		SUROVY WENDY A	OS	OUT OF STATE	04/17/2019	133.33			
2017-03-0061895		TEJADA SILVIANTE	OS	OUT OF STATE	04/17/2019	275.22			
2017-03-0062003		TOWER SEAN T	DE	DECEASED	04/17/2019	222.01			
2017-03-0062492		VERRANO MATTHEW T	OS	OUT OF STATE	04/17/2019	78.59			
2017-03-0062493		VETRAMO MATTHEW T	OS	OUT OF STATE	04/17/2019	91.13			
2017-03-0062560		VONHELMS WILLIAM J	DE	DECEASED	04/17/2019	147.09			
2017-03-0062561		VONHELMS WILLIAM J	DE	DECEASED	04/17/2019	116.82			
2017-03-0062826		WHORNON JR RICHARD L	DE	DECEASED	04/17/2019	192.04			
2017-03-0062834		WIEDE KIM M	UL	UNABLE TO LOCATE	04/17/2019	101.22			
2017-03-0062882		WILLIAMS MICHELE L	UN	UNCOLLECTIBLE	04/17/2019	102.14			
2017-03-0062893		WILLIAMS STACEY L	UN	UNABLE TO LOCATE	04/17/2019	15.29			
2017-03-0062894		WILLIAMS STACEY L	UL	UNABLE TO LOCATE	04/17/2019	48.32			
2017-03-0063138		ZAHID AROOJ	UL	UNABLE TO LOCATE	04/17/2019	176.14			
		# Of Acct: 86	OS	OUT OF STATE	04/17/2019	134.25			
						13,347.49			
2017-04-0080227		BROSS RICHARD O	OS	OUT OF STATE	04/17/2019	21.41			
2017-04-0080613		ENTRESS JUDITH M	OS	OUT OF STATE	04/17/2019	142.81			
2017-04-0080655		FERRRELL STEPHEN T	OS	OUT OF STATE	04/17/2019	633.62			
2017-04-0080839		GUIDO KEVIN D	UL	UNABLE TO LOCATE	04/17/2019	48.62			
2017-04-0081235		LEHENY SEAN V	OS	OUT OF STATE	04/17/2019	192.93			
2017-04-0081292		IUCSKY MICHAEL F	OS	OUT OF STATE	04/17/2019	13.39			
2017-04-0081293		IUCSKY MICHAEL F	OS	OUT OF STATE	04/17/2019	227.03			

**TOWN OF NEW FAIRFIELD
INSURANCE RESERVE FUND - TOWN & BOE**

	ACTUAL @ 3/31/2019		YEAR TO DATE	FISCAL 18/19	FISCAL 18/19
	TOWN	BOE	TOTAL	YEAR END	APPROVED
				PROJECTION	BUDGET
REVENUES:					
Transfer from General Fund			4,574,997.00	6,100,000	6,100,000
EE Contributions	70,541.07	853,623.55	924,164.62	1,219,400	1,250,000
			5,499,161.62	7,319,400	7,350,000
EXPENDITURES:					
Claims Paid	400,460.84	3,604,147.55	4,004,608.39	6,031,969	6,457,120
Prescription drug rebate				(101,686)	
Premiums Paid-Anthem	37,958.38	341,625.37	379,583.75	506,112	502,045
Premiums Paid-Teamsters	259,118.20	0.00	259,118.20	345,491	347,833
Premiums Paid-Hartford	8,031.58	93,297.28	101,328.86	151,993	149,230
Contributions to H.S.A.	50,000.00	600,000.00	650,000.00	650,000	625,000
Affordable Care Act fees	0.00	0.00	0.00	1,938	1,938
Other	0.00	50.00	50.00	5,000	5,000
Employee Assistance Program	816.48	5,397.84	6,214.32	6,214	6,362
	756,385.48	4,644,518.04	5,400,903.52	7,597,031	8,094,528
			Revenues less Expenditures	(277,631)	(744,528)
			Transfer out to OPEB	(33,431)	-
Beginning Fund Balance			2,875,125.85	2,875,126	2,724,987
Reserve for IBNR increase			-	-	-
TOTAL Fund Balance			2,939,952.95	2,564,064	1,980,459

February Report

2,815,183

Decrease

(251,119)

**TOWN OF NEW FAIRFIELD
INSURANCE RESERVE FUND
Fiscal 2019**

<u>Fund #601</u>	<u>BALANCE</u> <u>6/30/2018</u>	<u>BALANCE</u> <u>3/31/2019</u>
<i>ASSETS</i>		
Cash - Medical Fund	241,611.50	418,549.35
Due From General Fund	2,480,846.79	3,139,462.57
Prepaid Expense	625,000.00	0.00
Due from Blue Cross	101,578.29	0.00
Accounts Receivable	9,085.16	0.00
<i>ASSETS</i>	<u>3,458,121.74</u>	<u>3,558,011.92</u>
<i>LIABILITIES</i>		
Claims Payable	104,276.04	143,681.42
Accounts Payable	12,203.25	12,891.77
Reserve Premium Account-Casey	5,516.60	485.78
Reserve for IBNR	461,000.00	461,000.00
<i>LIABILITIES</i>	<u>582,995.89</u>	<u>618,058.97</u>
<i>FUND BALANCE</i>		
Fund Balance - Medical	2,875,125.85	2,939,952.95
<i>FUND BALANCE</i>	<u>2,875,125.85</u>	<u>2,939,952.95</u>
<i>TOTAL LIAB. & FUND BALANCE</i>	<u>3,458,121.74</u>	<u>3,558,011.92</u>
<i>REVENUES</i>		
Employee Contributions	1,219,066.68	924,164.62
<i>REVENUES</i>	<u>1,219,066.68</u>	<u>924,164.62</u>
<i>EXPENDITURES</i>		
Claims	5,768,618.62	4,004,608.39
Claims Admin. & premiums	957,298.19	740,030.81
Increase/Decrease in IBNR Reserve	24,000.00	0.00
Contributions to H.S.A.	598,000.00	650,000.00
Other	3,255.74	50.00
Employee Assistance Program	6,214.32	6,214.32
<i>EXPENDITURES</i>	<u>7,357,386.87</u>	<u>5,400,903.52</u>
Operating Transfers In	5,952,952.00	4,574,997.00
Transfer Out to OPEB Trust	(257,035.00)	(33,431.00)
<i>EXCESS OF REVENUES OVER EXPENDITURES & OPER TRANSFERS</i>	<u>(442,403.19)</u>	<u>64,827.10</u>
<i>BEGINNING FUND BALANCE</i>	3,317,529.04	2,875,125.85
<i>ENDING FUND BALANCE</i>	<u>2,875,125.85</u>	<u>2,939,952.95</u>

*Town of New Fairfield
Finance Department
Legal Matters - March 2019
May 8, 2019*

Breakdown by Category

	2018/2019 Budget	Transfers In/Out	Legal Credits	Less Expenditures to Date	Balance 05/08/19
Taxation/Assessment	\$ 7,500	\$ (5,500)		\$ -	\$ 2,000
Labor	\$ 35,000	\$ (15,000)		\$ 7,277	\$ 12,724
General Counsel	\$ 35,000	\$ 20,000		\$ 37,147	\$ 17,853
Health/Enforcement	\$ 7,000			\$ 2,337	\$ 4,663
Land Use - Miscellaneous	\$ 5,000	\$ (3,000)		\$ -	\$ 2,000
Planning	\$ 5,000	\$ (2,500)		\$ -	\$ 2,500
Zoning	\$ 10,000			\$ 780	\$ 9,220
Zoning Board of Appeals	\$ 20,000	\$ (11,000)		\$ -	\$ 9,000
Inlands/Wetlands	\$ 5,000	\$ (3,000)		\$ -	\$ 2,000
TOTAL	\$ 129,500	\$ (20,000)	\$ -	\$ 47,540	\$ 61,960
 Available Balance				\$ 61,960	

**Town of New Fairfield
Finance Department
Legal Matters - March
May 8, 2019**

Legal Fees - Planning

4161-332-0000-006

Halloran & Sage

MO	YR	ATTNY	LIT	DEPT	CAT	SUB-CAT	MATTER	AMOUNT	DESCRIPTION

Total Invoices Received	\$ -
--------------------------------	-------------

Total Planning Legal Fees \$ -

Legal Fees - Zoning Enforcement

4161-332-0000-007

Cohen & Wolf

MO	YR	ATTNY	LIT	DEPT	CAT	SUB-CAT	MATTER	AMOUNT	DESCRIPTION
07	18	JAB						780.00	Zoning vs.Patriciz/Ciccone Cease/Desist

Total Invoices Received	\$ 780.00
--------------------------------	------------------

Total Zoning Legal Fees \$ 780.00

Legal Fees - Zoning Board of Appeals

4161-332-0000-008

Cohen & Wolf

MO	YR	ATTNY	LIT	DEPT	CAT	SUB-CAT	MATTER	AMOUNT	DESCRIPTION

Total Invoices Received	\$ -
--------------------------------	-------------

Total Zoning Board of Appeals Legal Fees \$ -

Legal Fees - Inlands/Wetlands

4161-332-0000-009

MO	YR	ATTNY	LIT	DEPT	CAT	SUB-CAT	MATTER	AMOUNT	DESCRIPTION

Total Invoices Received	\$ -
--------------------------------	-------------

2018-2019 Budget By Department
Town of New Fairfield

	Orig Budget	Changes	Adj Budget	Prior Year Exp	Ytd Expended	Encumbered	Balance	%Exp
4110 BOARD OF SELECTMEN								
1-001-4110-105-0000-000 ELECTED/SALARIES	\$105,082.00	\$0.00	\$105,082.00	\$102,619.36	\$85,599.53	\$0.00	\$19,482.47	81.46%
1-001-4110-110-0000-000 SALARIES	\$46,579.00	\$0.00	\$46,579.00	\$33,485.89	\$35,891.43	\$0.00	\$10,687.57	77.05%
1-001-4110-310-0000-000 EXAMINE LAND RECORDS	\$1,500.00	\$0.00	\$1,500.00	\$1,177.35	\$791.01	\$708.99	\$0.00	100.00%
1-001-4110-320-0000-000 CABLE BROADCASTING EXPENSES	\$14,325.00	(\$3,000.00)	\$11,325.00	\$11,220.04	\$10,050.38	\$0.00	\$1,274.62	88.75%
1-001-4110-330-0000-000 GRANT'S ADMINISTRATOR	\$4,000.00	(\$4,000.00)	\$0.00	\$0.00	\$0.00	\$0.00	\$0.00	0.00%
1-001-4110-610-0000-000 MATERIALS & SUPPLIES	\$3,000.00	\$2,000.00	\$5,000.00	\$9,017.36	\$4,081.25	\$403.42	\$515.33	89.69%
Department 4110 BOARD OF SELECTMEN	\$174,486.00	(\$5,000.00)	\$169,486.00	\$157,520.00	\$136,413.60	\$1,112.41	\$31,959.99	81.14%
4120 TOWN CLERK								
1-001-4120-105-0000-000 ELECTED/SALARY	\$70,848.00	\$0.00	\$70,848.00	\$69,027.20	\$58,637.67	\$0.00	\$12,210.33	82.77%
1-001-4120-110-0000-000 SALARIES	\$70,598.00	\$3,000.00	\$73,598.00	\$68,106.66	\$59,046.84	\$0.00	\$14,551.16	80.23%
1-001-4120-340-0000-000 INDEXING & MICROFILMING	\$21,000.00	\$0.00	\$21,000.00	\$19,605.85	\$13,123.83	\$7,876.17	\$0.00	100.00%
1-001-4120-341-0000-000 VITAL STATISTICS	\$200.00	\$0.00	\$200.00	\$132.00	\$124.00	\$76.00	\$0.00	100.00%
1-001-4120-342-0000-000 ORDINANCE UPDATE	\$800.00	\$0.00	\$800.00	\$550.00	\$550.00	\$250.00	\$0.00	100.00%
1-001-4120-610-0000-000 MATERIALS & SUPPLIES	\$2,700.00	\$0.00	\$2,700.00	\$2,986.75	\$1,959.14	\$740.86	\$0.00	100.00%
Department 4120 TOWN CLERK	\$166,146.00	\$3,000.00	\$169,146.00	\$160,408.46	\$133,441.48	\$8,943.03	\$26,761.49	84.18%
4121 PROBATE								
1-001-4121-610-0000-000 FACILITY FEES	\$6,860.00	\$0.00	\$6,860.00	\$12,273.74	\$6,859.65	\$0.00	\$0.35	99.99%
Department 4121 PROBATE	\$6,860.00	\$0.00	\$6,860.00	\$12,273.74	\$6,859.65	\$0.00	\$0.35	99.99%
4140 REGISTRARS OF VOTERS								
1-001-4140-105-0000-000 ELECTED/SALARIES	\$30,198.00	\$0.00	\$30,198.00	\$29,461.12	\$24,970.96	\$0.00	\$5,227.04	82.69%
1-001-4140-110-0000-000 SALARIES	\$17,000.00	\$0.00	\$17,000.00	\$10,351.02	\$15,113.97	\$0.00	\$1,886.03	88.91%
1-001-4140-610-0000-000 MATERIALS & SUPPLIES	\$11,000.00	\$0.00	\$11,000.00	\$8,095.55	\$8,949.04	\$1,948.86	\$102.10	99.07%
Department 4140 REGISTRARS OF VOTERS	\$58,198.00	\$0.00	\$58,198.00	\$47,907.69	\$49,033.97	\$1,948.86	\$7,245.17	87.60%
4150 FINANCE								
1-001-4150-110-0000-000 SALARIES	\$236,090.00	\$11,000.00	\$247,090.00	\$223,337.90	\$217,698.76	\$0.00	\$29,391.24	88.11%
1-001-4150-610-0000-000 MATERIALS & SUPPLIES	\$6,250.00	\$0.00	\$6,250.00	\$2,977.32	\$2,055.72	\$1,701.85	\$2,492.43	60.12%
Department 4150 FINANCE	\$242,340.00	\$11,000.00	\$253,340.00	\$226,315.22	\$219,754.48	\$1,701.85	\$31,883.67	87.41%
4151 BOARD OF FINANCE								
1-001-4151-110-0000-000 SALARIES	\$2,441.00	\$0.00	\$2,441.00	\$1,355.02	\$1,610.49	\$0.00	\$830.51	65.98%
1-001-4151-336-0000-000 TOWN AUDIT	\$54,000.00	\$0.00	\$54,000.00	\$52,000.00	\$54,000.00	\$0.00	\$0.00	100.00%
1-001-4151-610-0000-000 MATERIALS & SUPPLIES	\$3,000.00	\$0.00	\$3,000.00	\$2,160.00	\$150.78	\$1,400.00	\$1,449.22	51.69%
1-001-4151-801-0000-000 CONTINGENCY	\$15,000.00	\$0.00	\$15,000.00	\$0.00	\$0.00	\$0.00	\$15,000.00	0.00%
Department 4151 BOARD OF FINANCE	\$74,441.00	\$0.00	\$74,441.00	\$55,515.02	\$55,761.27	\$1,400.00	\$17,279.73	76.79%
4152 TREASURER								

2018-2019 Budget By Department
Town of New Fairfield

4/30/2019
Fiscal Year 2018-2019

	Orig Budget	Changes	Adj Budget	Prior Year Exp	Ytd Expended	Encumbered	Balance	%Exp
1-001-4152-105-0000-000 ELECTED/SALARY	\$8,024.00	\$0.00	\$8,024.00	\$7,837.96	\$6,117.97	\$0.00	\$1,906.03	76.25%
1-001-4152-110-0000-000 SALARIES-LONGEVITY STIPEND	\$5,000.00	\$0.00	\$5,000.00	\$5,000.00	\$5,000.00	\$0.00	\$0.00	100.00%
Department 4152 TREASURER	\$13,024.00	\$0.00	\$13,024.00	\$12,837.96	\$11,117.97	\$0.00	\$1,906.03	85.37%
4153 ASSESSOR								
1-001-4153-110-0000-000 SALARIES	\$141,197.00	\$0.00	\$141,197.00	\$136,995.37	\$114,678.20	\$0.00	\$26,518.80	81.22%
1-001-4153-337-0000-000 GIS & AUDITS-PERSONAL PROPERTY	\$22,500.00	\$0.00	\$22,500.00	\$8,963.65	\$7,262.96	\$15,091.92	\$145.12	99.36%
1-001-4153-610-0000-000 MATERIALS & SUPPLIES	\$7,395.00	\$0.00	\$7,395.00	\$4,321.74	\$3,531.71	\$2,642.20	\$1,221.09	83.49%
Department 4153 ASSESSOR	\$171,092.00	\$0.00	\$171,092.00	\$150,280.76	\$125,472.87	\$17,734.12	\$27,865.01	83.70%
4154 TAX COLLECTOR								
1-001-4154-105-0000-000 ELECTED/SALARY	\$76,087.00	\$0.00	\$76,087.00	\$74,246.04	\$63,021.81	\$0.00	\$13,065.19	82.83%
1-001-4154-110-0000-000 SALARIES	\$101,729.00	\$4,200.00	\$105,929.00	\$101,728.54	\$85,900.26	\$0.00	\$20,028.74	81.09%
1-001-4154-331-0000-000 DELINQ. TAX COLLECT. FEES	\$5,000.00	\$0.00	\$5,000.00	\$2,692.34	\$2,652.21	\$2,347.79	\$0.00	100.00%
1-001-4154-610-0000-000 MATERIALS & SUPPLIES	\$4,100.00	\$0.00	\$4,100.00	\$2,911.69	\$2,558.84	\$1,337.90	\$203.26	95.04%
Department 4154 TAX COLLECTOR	\$186,916.00	\$4,200.00	\$191,116.00	\$181,578.61	\$154,133.12	\$3,685.69	\$33,297.19	82.58%
4155 BOARD OF ASSESSMENT APPEALS								
1-001-4155-105-0000-000 ELECTED/SALARY	\$550.00	(\$50.00)	\$500.00	\$257.55	\$181.80	\$0.00	\$318.20	36.36%
1-001-4155-110-0000-000 SALARIES	\$610.00	(\$50.00)	\$560.00	\$393.53	\$268.95	\$0.00	\$291.05	48.03%
1-001-4155-610-0000-000 MATERIALS & SUPPLIES	\$100.00	\$100.00	\$200.00	\$270.97	\$134.40	\$0.00	\$65.60	67.20%
Department 4155 BOARD OF ASSESSMENT APPEALS	\$1,260.00	\$0.00	\$1,260.00	\$922.05	\$585.15	\$0.00	\$674.85	46.44%
4160 UNCLASSIFIED PAYROLL & BENEFITS								
1-001-4160-130-0000-000 OVERTIME CONTINGENCY	\$3,000.00	\$1,500.00	\$4,500.00	\$1,805.82	\$3,520.89	\$0.00	\$979.11	78.24%
1-001-4160-140-0000-000 SALARY ADJUSTMENTS	\$134,663.00	(\$79,100.00)	\$55,563.00	\$37,956.11	\$3,860.04	\$0.00	\$51,702.96	6.95%
1-001-4160-220-0000-000 SOCIAL SECURITY	\$317,916.00	\$6,500.00	\$324,416.00	\$292,111.47	\$145,801.26	\$0.00	\$178,614.74	44.94%
1-001-4160-230-0000-000 PENSION	\$478,894.00	\$7,000.00	\$485,894.00	\$469,651.22	\$435,019.57	\$27,114.13	\$22,760.30	95.32%
1-001-4160-250-0000-000 UNEMPLOYMENT	\$15,000.00	(\$10,000.00)	\$5,000.00	\$11,592.00	\$401.00	\$4,599.00	\$0.00	100.00%
1-001-4160-260-0000-000 WORKERS COMPENSATION	\$185,000.00	(\$11,235.00)	\$173,765.00	\$183,900.40	\$172,310.39	\$0.00	\$1,454.61	99.16%
1-001-4160-290-0000-000 EMPLOYEE PHYSICALS	\$3,000.00	\$0.00	\$3,000.00	\$1,775.00	\$1,325.00	\$1,125.00	\$550.00	81.67%
1-001-4160-580-0000-000 MILEAGE REIMBURSEMENT	\$1,000.00	\$0.00	\$1,000.00	\$261.50	\$542.24	\$0.00	\$457.76	54.22%
Department 4160 UNCLASSIFIED PAYROLL & BENEFITS	\$1,138,473.00	(\$85,335.00)	\$1,053,138.00	\$999,053.52	\$763,780.39	\$32,838.13	\$256,519.48	75.64%
4161 PROFESSIONAL SERVICES								
1-001-4161-332-0000-001 LEGAL-LAND	\$5,000.00	(\$3,000.00)	\$2,000.00	\$0.00	\$0.00	\$0.00	\$2,000.00	0.00%
1-001-4161-332-0000-002 LEGAL-TAX	\$7,500.00	(\$5,500.00)	\$2,000.00	\$2,975.00	\$0.00	\$2,000.00	\$0.00	100.00%
1-001-4161-332-0000-003 LEGAL-LABOR	\$35,000.00	(\$15,000.00)	\$20,000.00	\$34,688.14	\$7,276.50	\$12,723.50	\$0.00	100.00%
1-001-4161-332-0000-004 LEGAL-GENERAL/OTHER	\$35,000.00	\$20,000.00	\$55,000.00	\$30,205.30	\$37,147.17	\$17,852.83	\$0.00	100.00%
1-001-4161-332-0000-005 HEALTH CODE ENFORCEMENT	\$7,000.00	\$0.00	\$7,000.00	\$6,169.58	\$2,336.72	\$4,663.28	\$0.00	100.00%
1-001-4161-332-0000-006 LEGAL-PLANNING	\$5,000.00	(\$2,500.00)	\$2,500.00	\$4,569.50	\$0.00	\$2,500.00	\$0.00	100.00%
1-001-4161-332-0000-007 LEGAL-ZONING	\$10,000.00	\$0.00	\$10,000.00	\$17,523.87	\$780.00	\$9,220.00	\$0.00	100.00%

Town of New Fairfield

Fiscal Year 2018-2019

	Orig Budget	Changes	Adj Budget	Prior Year Exp	Ytd Expended	Encumbered	Balance	%Exp
1-001-4161-332-0000-008 LEGAL-ZBA	\$20,000.00	(\$11,000.00)	\$9,000.00	\$4,067.50	\$0.00	\$9,000.00	\$0.00	100.00%
1-001-4161-332-0000-009 LEGAL-INLANDWETLANDS	\$5,000.00	(\$3,000.00)	\$2,000.00	\$0.00	\$0.00	\$0.00	\$2,000.00	0.00%
1-001-4161-334-0000-000 CONSULTING	\$3,000.00	(\$3,000.00)	\$0.00	\$5,088.24	\$0.00	\$0.00	\$0.00	0.00%
Department 4161 PROFESSIONAL SERVICES	\$132,500.00	(\$23,000.00)	\$109,500.00	\$105,287.13	\$47,540.39	\$57,959.61	\$4,000.00	96.35%
4162 INTERGOVERNMENTAL AGENCIES								
1-001-4162-312-0000-000 CT COUNCIL OF SMALL TOWNS	\$925.00	\$0.00	\$925.00	\$925.00	\$925.00	\$0.00	\$0.00	100.00%
1-001-4162-313-0001-000 WESTERN CT. COUNCIL OF	\$9,242.00	\$0.00	\$9,242.00	\$11,145.00	\$9,242.00	\$0.00	\$0.00	100.00%
1-001-4162-313-0002-000 CANDLEWOOD LAKE AUTHORITY	\$79,900.00	\$0.00	\$79,900.00	\$77,800.00	\$79,900.00	\$0.00	\$0.00	100.00%
1-001-4162-313-0003-000 REGIONAL ANIMAL CONTROL	\$76,000.00	(\$2,000.00)	\$74,000.00	\$73,895.00	\$73,895.00	\$0.00	\$105.00	99.86%
1-001-4162-313-0004-000 CT. Council of Municipalities	\$10,000.00	(\$1,000.00)	\$9,000.00	\$8,929.00	\$9,929.00	\$0.00	\$71.00	99.21%
1-001-4162-316-0000-000 PUBLIC TRANSPORTATION	\$99,100.00	\$0.00	\$99,100.00	\$98,600.04	\$82,583.30	\$16,516.70	\$0.00	100.00%
1-001-4162-421-0000-000 HOUSEHOLD HAZARDOUS WASTE	\$15,000.00	\$0.00	\$15,000.00	\$7,270.37	\$7,835.25	\$7,164.75	\$0.00	100.00%
Department 4162 INTERGOVERNMENTAL AGENCIES	\$290,167.00	(\$3,000.00)	\$287,167.00	\$278,564.41	\$263,309.55	\$23,681.45	\$176.00	99.94%
4163 GENERAL INSURANCE								
1-001-4163-520-0000-000 PROPERTY & CASUALTY	\$170,000.00	\$235.00	\$170,235.00	\$169,400.00	\$170,235.00	\$0.00	\$0.00	100.00%
Department 4163 GENERAL INSURANCE	\$170,000.00	\$235.00	\$170,235.00	\$169,400.00	\$170,235.00	\$0.00	\$0.00	100.00%
4164 BUSINESS MACHINES								
1-001-4164-430-0002-000 POSTAGE MACHINE LEASE	\$1,000.00	\$0.00	\$1,000.00	\$721.49	\$420.00	\$579.96	\$0.04	100.00%
1-001-4164-430-0003-000 TELEPHONE MAINTENANCE	\$2,990.00	\$0.00	\$2,990.00	\$2,483.25	\$1,640.00	\$1,350.00	\$0.00	100.00%
1-001-4164-430-0004-000 LAW EQUIPMENT MAINTENANCE	\$43,465.00	\$0.00	\$43,465.00	\$31,762.61	\$34,207.24	\$3,175.41	\$6,082.35	86.01%
1-001-4164-430-0005-000 COPIER MAINTENANCE	\$4,650.00	\$0.00	\$4,650.00	\$4,052.10	\$3,161.75	\$1,038.20	\$450.05	90.32%
1-001-4164-430-0007-000 SYSTEMS ADMINISTRATION	\$49,321.00	\$0.00	\$49,321.00	\$48,119.10	\$330.00	\$109.20	\$48,881.80	0.89%
1-001-4164-431-0001-000 ASSESSOR EQUIPMENT	\$16,987.00	\$0.00	\$16,987.00	\$16,120.00	\$16,090.00	\$0.00	\$897.00	94.72%
1-001-4164-431-0002-000 TAX COLLECTOR EQUIP	\$11,371.00	\$0.00	\$11,371.00	\$11,244.18	\$11,308.02	\$0.00	\$62.98	99.45%
1-001-4164-431-0003-000 FINANCE EQUIP	\$29,200.00	\$0.00	\$29,200.00	\$24,911.40	\$22,333.20	\$378.63	\$6,488.17	77.78%
1-001-4164-431-0004-000 COMM. CENTER EQUIP	\$42,937.00	\$0.00	\$42,937.00	\$40,754.36	\$41,500.04	\$1,436.00	\$0.96	100.00%
1-001-4164-431-0005-000 POLICE EQUIPMENT	\$15,425.00	\$0.00	\$15,425.00	\$13,587.00	\$8,750.00	\$6,674.64	\$0.36	100.00%
1-001-4164-431-0006-000 TECHNOLOGY	\$25,330.00	\$0.00	\$25,330.00	\$18,373.04	\$11,629.44	\$4,751.45	\$8,949.11	64.67%
1-001-4164-431-0007-000 FIRE MARSHALL EQUIPMENT	\$4,600.00	\$0.00	\$4,600.00	\$0.00	\$4,600.00	\$0.00	\$0.00	100.00%
1-001-4164-431-0008-000 FIRE EQUIPMENT	\$2,065.00	\$0.00	\$2,065.00	\$2,065.00	\$2,065.00	\$0.00	\$0.00	100.00%
1-001-4164-431-0011-000 LAND USE EQUIPMENT	\$8,600.00	\$0.00	\$8,600.00	\$16,621.00	\$8,599.00	\$0.00	\$1.00	99.99%
1-001-4164-610-0000-000 MATERIALS & SUPPLIES	\$3,400.00	\$0.00	\$3,400.00	\$3,351.65	\$2,816.28	\$370.09	\$213.63	93.72%
1-001-4164-615-0000-000 POSTAGE	\$25,000.00	\$0.00	\$25,000.00	\$13,673.97	\$16,239.32	\$7,846.57	\$914.11	96.34%
Department 4164 BUSINESS MACHINES	\$286,341.00	\$0.00	\$286,341.00	\$247,840.15	\$185,689.29	\$27,710.15	\$72,941.56	74.53%
4190 HUMAN RESOURCES								
1-001-4190-346-0000-000 BUSINESS SERVICES	\$30,000.00	(\$1,000.00)	\$29,000.00	\$28,153.89	\$28,951.77	\$0.00	\$48.23	99.83%
Department 4190 HUMAN RESOURCES	\$30,000.00	(\$1,000.00)	\$29,000.00	\$28,153.89	\$28,951.77	\$0.00	\$48.23	99.83%

2018-2019 Budget By Department
Town of New Fairfield

	Orig Budget	Changes	Adj Budget	Prior Year Exp	Ytd Expended	Encumbered	Balance	%Exp
4191 PLANNING COMMISSION								
1-001-4191-110-0000-000 SALARIES	\$2,843.00	\$0.00	\$2,843.00	\$764.07	\$610.25	\$0.00	\$2,232.75	21.47%
1-001-4191-610-0000-000 MATERIALS & SUPPLIES	\$3,000.00	\$0.00	\$3,000.00	\$73.88	\$218.30	\$0.00	\$2,781.70	7.28%
Department	\$5,843.00	\$0.00	\$5,843.00	\$837.95	\$828.55	\$0.00	\$5,014.45	14.18%
4192 ZONING COMMISSION								
1-001-4192-110-0000-000 SALARIES	\$61,319.00	\$0.00	\$61,319.00	\$58,799.49	\$49,580.32	\$0.00	\$11,738.68	80.86%
1-001-4192-331-0000-000 REGULATIONS MAINTENANCE	\$4,500.00	\$0.00	\$4,500.00	\$0.00	\$0.00	\$0.00	\$4,500.00	0.00%
1-001-4192-610-0000-000 MATERIALS & SUPPLIES	\$3,800.00	\$0.00	\$3,800.00	\$3,203.56	\$1,422.34	\$947.10	\$1,430.56	62.35%
Department	\$69,619.00	\$0.00	\$69,619.00	\$62,003.05	\$51,002.66	\$947.10	\$17,669.24	74.62%
4193 ZONING BOARD OF APPEALS								
1-001-4193-110-0000-000 SALARIES	\$5,910.00	\$0.00	\$5,910.00	\$6,073.52	\$4,521.15	\$0.00	\$1,388.85	76.50%
1-001-4193-610-0000-000 MATERIALS & SUPPLIES	\$3,500.00	\$0.00	\$3,500.00	\$3,091.66	\$2,917.90	\$82.10	\$500.00	85.71%
Department	\$9,410.00	\$0.00	\$9,410.00	\$9,165.18	\$7,439.05	\$82.10	\$1,888.85	79.93%
4195 UTILITIES								
1-001-4195-620-0002-000 FIRE COMPANIES	\$56,670.00	\$0.00	\$56,670.00	\$48,838.42	\$45,293.53	\$11,376.47	\$0.00	100.00%
1-001-4195-620-0003-000 TOWN PROP.-ELECTRIC	\$115,000.00	(\$4,500.00)	\$110,500.00	\$103,364.16	\$86,326.92	\$24,173.08	\$0.00	100.00%
1-001-4195-620-0004-000 TOWN PROP.-TELEPHONE	\$36,000.00	(\$3,000.00)	\$33,000.00	\$30,674.54	\$24,386.72	\$8,613.28	\$0.00	100.00%
1-001-4195-620-0005-000 TOWN PROPERTIES-FUEL OIL	\$56,161.00	\$0.00	\$56,161.00	\$39,835.99	\$45,247.55	\$10,913.45	\$0.00	100.00%
1-001-4195-620-0006-000 TOWN PROPERTIES-OTHER	\$22,131.00	(\$3,000.00)	\$19,131.00	\$18,381.88	\$14,464.93	\$4,666.07	\$0.00	100.00%
1-001-4195-622-0000-000 STREET LIGHTS	\$16,000.00	\$0.00	\$16,000.00	\$14,719.60	\$10,172.16	\$5,827.84	\$0.00	100.00%
1-001-4195-628-0000-000 GASOLINE & DIESEL	\$70,250.00	\$0.00	\$70,250.00	\$63,351.79	\$53,964.32	\$16,285.68	\$0.00	100.00%
Department	\$372,212.00	(\$10,500.00)	\$361,712.00	\$319,166.38	\$279,856.13	\$81,855.87	\$0.00	100.00%
4196 PERMANENT BUILDING COMMITTEE								
1-001-4196-110-0000-000 PBC SALARIES	\$2,321.00	\$0.00	\$2,321.00	\$682.32	\$394.00	\$0.00	\$1,927.00	16.98%
1-001-4196-610-0000-000 PBC MATERIALS & SUPPLIES	\$150.00	\$0.00	\$150.00	\$0.00	\$0.00	\$0.00	\$150.00	0.00%
Department	\$2,471.00	\$0.00	\$2,471.00	\$682.32	\$394.00	\$0.00	\$2,077.00	15.94%
4197 GENERAL LAND USE								
1-001-4197-110-0000-000 SALARIES	\$14,663.00	\$0.00	\$14,663.00	\$8,731.03	\$7,842.72	\$0.00	\$6,720.28	54.17%
1-001-4197-610-0000-000 MATERIALS & SUPPLIES	\$450.00	\$0.00	\$450.00	\$154.73	\$408.70	\$7.73	\$33.57	92.54%
Department	\$15,113.00	\$0.00	\$15,113.00	\$8,885.76	\$8,351.42	\$7.73	\$6,753.85	55.31%
4198 HISTORICAL PROPERTIES								
1-001-4198-610-0000-000 MATERIALS & SUPPLIES	\$250.00	\$0.00	\$250.00	\$0.00	\$0.00	\$0.00	\$250.00	0.00%
Department	\$250.00	\$0.00	\$250.00	\$0.00	\$0.00	\$0.00	\$250.00	0.00%
4199 COMMISSN OF YOUTH OF NF								

2018-2019 Budget By Department
Town of New Fairfield

	Orig Budget	Changes	Adj Budget	Prior Year Exp	Ytd Expended	Encumbered	Balance	%Exp
1-001-4199-610-0000-000 MATERIALS & SUPPLIES	\$1,000.00	\$0.00	\$1,000.00	\$133.16	\$579.69	\$0.00	\$420.31	57.97%
Department 4199 COMMISSN OF YOUTH OF NF	\$1,000.00	\$0.00	\$1,000.00	\$133.16	\$579.69	\$0.00	\$420.31	57.97%
4210 POLICE								
1-001-4210-110-0000-000 SALARIES-POLICE OFFICERS	\$461,383.00	\$0.00	\$461,383.00	\$458,264.78	\$379,670.76	\$0.00	\$81,712.24	82.29%
1-001-4210-110-0001-000 POLICE SECRETARY	\$24,222.00	\$0.00	\$24,222.00	\$22,322.40	\$19,051.25	\$0.00	\$5,170.75	78.65%
1-001-4210-110-0002-000 CROSSING GUARDS	\$2,907.00	(\$2,483.06)	\$423.94	\$2,561.00	\$423.94	\$0.00	\$0.00	100.00%
1-001-4210-110-0003-000 1-DAYS VACATION	\$13,458.00	(\$5,000.00)	\$8,458.00	\$3,381.00	\$0.00	\$0.00	\$8,458.00	0.00%
1-001-4210-110-0004-000 LONGEVITY/EDUCATION	\$1,350.00	\$0.00	\$1,350.00	\$1,350.00	\$1,350.00	\$0.00	\$0.00	100.00%
1-001-4210-110-0006-000 SPECIALTY PAY	\$7,200.00	(\$2,700.00)	\$4,500.00	\$4,500.00	\$4,500.00	\$0.00	\$0.00	100.00%
1-001-4210-130-0001-000 OVERTIME	\$82,500.00	\$18,183.06	\$100,683.06	\$124,471.93	\$79,696.27	\$0.00	\$20,986.79	79.16%
1-001-4210-130-0002-000 PRIVATE DUTY OT	\$20,000.00	\$0.00	\$20,000.00	\$34,709.25	\$4,416.55	\$0.00	\$15,583.44	22.08%
1-001-4210-130-0003-000 DARE OVERTIME	\$1,000.00	(\$1,000.00)	\$0.00	\$0.00	\$0.00	\$0.00	\$0.00	0.00%
1-001-4210-130-0004-000 TRAINING OVERTIME	\$5,000.00	\$7,000.00	\$12,000.00	\$1,061.11	\$5,707.42	\$0.00	\$6,292.58	47.56%
1-001-4210-130-0005-000 SRO OVERTIME	\$162,720.00	(\$30,000.00)	\$132,720.00	\$44,957.34	\$101,763.49	\$0.00	\$30,956.51	76.68%
1-001-4210-291-0000-000 UNIFORMS	\$4,500.00	\$350.00	\$4,850.00	\$3,578.08	\$2,756.87	\$1,743.13	\$350.00	92.78%
1-001-4210-317-0000-000 RESIDENT STATE TROOPER	\$220,745.00	\$0.00	\$220,745.00	\$198,408.50	\$0.00	\$220,745.00	\$0.00	100.00%
1-001-4210-317-0001-000 RESIDENT SERGEANT OT	\$36,040.00	\$25,000.00	\$61,040.00	\$59,171.23	\$35,632.62	\$25,407.38	\$0.00	100.00%
1-001-4210-317-0002-000 OTHER RESIDENT TROOPERS	\$1,079,321.00	\$0.00	\$1,079,321.00	\$1,003,170.81	\$0.00	\$1,079,321.00	\$0.00	100.00%
1-001-4210-317-0003-000 RESIDENT TROOPER OT	\$202,332.00	\$89,000.00	\$291,332.00	\$108,456.13	\$140,064.93	\$151,267.07	\$0.00	100.00%
1-001-4210-322-0000-000 EDUCATION & TRAINING	\$3,000.00	\$0.00	\$3,000.00	\$550.00	\$1,215.00	\$250.00	\$1,535.00	48.83%
1-001-4210-430-0000-000 EQUIPMENT MAINTENANCE	\$10,000.00	(\$350.00)	\$9,650.00	\$8,141.22	\$5,507.66	\$1,420.50	\$2,721.84	71.79%
1-001-4210-610-0000-000 MATERIALS & SUPPLIES	\$6,000.00	\$0.00	\$6,000.00	\$4,544.26	\$1,275.34	\$1,134.17	\$3,590.49	40.16%
1-001-4210-742-0000-000 VEHICLE MAINTENANCE	\$12,000.00	\$0.00	\$12,000.00	\$14,723.26	\$2,659.28	\$3,614.70	\$5,726.02	52.28%
1-001-4210-810-0000-000 SRO PROGRAMS	\$400.00	\$1,000.00	\$1,400.00	\$391.17	\$0.00	\$400.00	\$1,000.00	28.57%
Department 4210 POLICE	\$2,356,078.00	\$99,000.00	\$2,455,078.00	\$2,098,713.47	\$785,691.39	\$1,485,302.95	\$184,083.66	92.50%
4215 COMMUNICATIONS CENTER								
1-001-4215-110-0000-000 SALARIES	\$184,788.00	\$15,000.00	\$199,788.00	\$192,203.56	\$160,900.14	\$0.00	\$38,887.86	80.54%
1-001-4215-112-0000-000 PART-TIME SALARIES	\$39,258.00	\$0.00	\$39,258.00	\$30,890.30	\$28,915.14	\$0.00	\$10,342.86	73.65%
1-001-4215-130-0000-000 OVERTIME	\$22,133.00	\$0.00	\$22,133.00	\$19,507.30	\$13,692.23	\$0.00	\$8,440.77	61.85%
1-001-4215-322-0000-000 TRAINING - EMD	\$1,500.00	\$0.00	\$1,500.00	\$370.18	\$0.00	\$59.54	\$1,440.46	3.97%
1-001-4215-530-0000-000 NW-PSSC	\$5,616.00	\$0.00	\$5,616.00	\$5,616.00	\$5,616.00	\$0.00	\$0.00	100.00%
1-001-4215-610-0000-000 MATERIALS & SUPPLIES	\$2,500.00	\$0.00	\$2,500.00	\$1,686.16	\$1,222.24	\$127.76	\$1,150.00	54.00%
1-001-4215-660-0000-000 EMERGENCY NOTIFICATION	\$5,000.00	\$0.00	\$5,000.00	\$5,000.00	\$5,000.00	\$0.00	\$0.00	100.00%
Department 4215 COMMUNICATIONS CENTER	\$260,795.00	\$15,000.00	\$275,795.00	\$255,273.50	\$215,345.75	\$187.30	\$60,261.95	78.15%
4220 FIRE COMPANIES								
1-001-4220-110-0000-000 SALARIES	\$2,500.00	\$0.00	\$2,500.00	\$0.00	\$0.00	\$0.00	\$2,500.00	0.00%
1-001-4220-230-0000-000 LENGTH OF SERVICE	\$35,000.00	\$0.00	\$35,000.00	\$33,068.20	\$0.00	\$35,000.00	\$0.00	100.00%
1-001-4220-290-0000-000 PHYSICALS	\$12,500.00	\$0.00	\$12,500.00	\$9,991.00	\$5,784.00	\$598.00	\$6,118.00	51.06%

2018-2019 Budget by Department

Town of New Fairfield

Fiscal Year 2018-2019

4/30/2019

	Orig Budget	Changes	Adj Budget	Prior Year Exp	Ytd Expended	Encumbered	Balance	%Exp
1-001-4220-322-0000-000 EDUCATION & TRAINING	\$20,000.00	\$0.00	\$20,000.00	\$7,839.00	\$16,474.47	\$0.00	\$3,525.53	82.37%
1-001-4220-430-0000-000 BUILDING SUPPLIES & REPAIRS	\$2,760.00	\$0.00	\$2,760.00	\$2,564.03	\$1,831.38	\$120.62	\$808.00	70.72%
1-001-4220-430-0001-000 FIRE CO'S--MAINT. & REPAIRS	\$91,400.00	\$0.00	\$91,400.00	\$80,637.45	\$75,063.92	\$9,015.24	\$7,320.84	91.99%
1-001-4220-610-0000-000 DEPT MATERIALS & SUPPLIES	\$39,700.00	\$0.00	\$39,700.00	\$47,378.72	\$25,390.51	\$11,174.73	\$3,134.76	92.10%
1-001-4220-610-0001-000 FIRE CO'S--SUPPLIES & EQUIP.	\$17,885.00	\$0.00	\$17,885.00	\$15,712.46	\$15,874.21	\$0.00	\$2,010.79	88.76%
1-001-4220-610-0005-000 PORTABLE EQUIPMENT	\$6,000.00	\$0.00	\$6,000.00	\$2,220.41	\$446.28	\$1,553.72	\$4,000.00	33.33%
1-001-4220-650-0000-000 TECHNOLOGY	\$9,000.00	\$0.00	\$9,000.00	\$7,746.72	\$4,946.35	\$1,816.81	\$2,236.84	75.15%
1-001-4220-740-0002-000 DRY HYDRANTS	\$3,000.00	\$0.00	\$3,000.00	\$854.32	\$2,553.15	\$321.05	\$125.80	95.81%
Department 4220 FIRE COMPANIES	\$239,745.00	\$0.00	\$239,745.00	\$208,012.31	\$148,364.27	\$59,600.17	\$31,780.56	86.74%
4221 AMBULANCE-PARAEMT								
1-001-4221-338-0000-000 Ambulance-ParaEMT	\$568,788.00	\$23,500.00	\$592,288.00	\$529,207.04	\$472,129.48	\$118,987.61	\$1,170.91	99.80%
Department 4221 AMBULANCE-PARAEMT	\$568,788.00	\$23,500.00	\$592,288.00	\$529,207.04	\$472,129.48	\$118,987.61	\$1,170.91	99.80%
4225 FIRE MARSHALL								
1-001-4225-110-0000-000 SALARIES	\$43,000.00	\$0.00	\$43,000.00	\$38,686.44	\$34,731.06	\$0.00	\$8,268.94	80.77%
1-001-4225-610-0000-000 MATERIALS & SUPPLIES	\$4,250.00	\$0.00	\$4,250.00	\$1,518.54	\$2,183.42	\$366.55	\$1,710.03	59.76%
Department 4225 FIRE MARSHALL	\$47,250.00	\$0.00	\$47,250.00	\$40,204.98	\$36,914.48	\$366.55	\$9,978.97	78.88%
4240 BUILDING INSPECTOR								
1-001-4240-110-0000-000 SALARIES	\$125,656.00	\$6,400.00	\$132,056.00	\$126,396.60	\$106,696.98	\$0.00	\$25,359.02	80.80%
1-001-4240-609-0000-000 ICC PLAN REVIEWS/CONSULTANT	\$3,000.00	\$0.00	\$3,000.00	\$75.00	\$890.73	\$202.00	\$1,907.27	36.42%
1-001-4240-610-0000-000 MATERIALS & SUPPLIES	\$3,500.00	\$0.00	\$3,500.00	\$2,149.31	\$2,342.69	\$691.36	\$465.95	86.69%
Department 4240 BUILDING INSPECTOR	\$132,156.00	\$6,400.00	\$138,556.00	\$128,620.91	\$109,930.40	\$893.36	\$27,732.24	79.98%
4290 EMERGENCY PLANNING								
1-001-4290-110-0000-000 SALARIES	\$18,284.00	\$0.00	\$18,284.00	\$12,317.85	\$11,676.49	\$0.00	\$6,607.51	63.86%
1-001-4290-610-0000-000 MATERIALS & SUPPLIES	\$9,800.00	\$0.00	\$9,800.00	\$7,168.08	\$6,997.97	\$2,545.64	\$256.39	97.38%
Department 4290 EMERGENCY PLANNING	\$28,084.00	\$0.00	\$28,084.00	\$19,485.93	\$18,674.46	\$2,545.64	\$6,863.90	75.56%
4310 PUBLIC WORKS								
1-001-4310-110-0000-000 SALARIES	\$731,268.00	\$35,000.00	\$766,268.00	\$733,674.38	\$621,767.09	\$0.00	\$144,500.91	81.14%
1-001-4310-112-0000-000 TOWN ENGINEER	\$50,000.00	\$40,000.00	\$90,000.00	\$47,958.49	\$69,187.34	\$0.00	\$20,812.66	76.87%
1-001-4310-120-0000-000 SEASONAL PERSONNEL	\$5,945.00	\$3,500.00	\$9,445.00	\$8,353.72	\$7,443.75	\$0.00	\$2,001.25	78.81%
1-001-4310-130-0000-000 OVERTIME	\$72,348.00	\$29,000.00	\$101,348.00	\$104,106.28	\$87,057.52	\$0.00	\$14,290.48	95.90%
1-001-4310-291-0000-000 UNIFORMS	\$13,000.00	(\$2,500.00)	\$10,500.00	\$7,491.38	\$6,201.77	\$2,922.71	\$1,375.52	86.90%
1-001-4310-421-0000-000 DISPOSAL OF WASTE	\$8,500.00	(\$2,500.00)	\$6,000.00	\$4,270.00	\$295.00	\$2,605.00	\$3,100.00	48.33%
1-001-4310-423-0000-000 CONTRACTED SERVICES	\$312,000.00	(\$18,900.00)	\$293,100.00	\$226,315.23	\$168,568.41	\$124,340.26	\$191.33	99.93%
1-001-4310-424-0000-000 STORMWATER MANAGEMENT	\$0.00	\$16,400.00	\$16,400.00	\$0.00	\$0.00	\$16,400.00	\$0.00	100.00%
1-001-4310-441-0000-000 EQUIPMENT LEASE	\$10,000.00	\$0.00	\$10,000.00	\$0.00	\$7,750.00	\$0.00	\$2,250.00	77.50%
1-001-4310-451-0000-000 ROAD REPAIR	\$500,000.00	(\$50,000.00)	\$450,000.00	\$0.00	\$13,290.72	\$436,709.28	\$0.00	100.00%
1-001-4310-452-0000-000 TOWN AID/LOCIP	\$370,369.00	\$0.00	\$370,369.00	\$43,505.68	\$0.00	\$370,369.00	\$0.00	100.00%

Town of New Fairfield

Fiscal Year 2018-2019

	Orig Budget	Changes	Adj Budget	Prior Year Exp	Ytd Expended	Encumbered	Balance	%Exp
1-001-4310-610-0001-000 BLDGS & GRNDS MAT & SUPPLIES *	\$70,000.00	\$10,000.00	\$80,000.00	\$62,211.06	\$54,265.28	\$18,130.16	\$7,604.56	90.49%
1-001-4310-610-0002-000 HWYS & STREETS MAT & SUPPLIES *	\$20,000.00	(\$2,500.00)	\$17,500.00	\$1,391.27	\$9,221.21	\$7,010.77	\$1,268.02	92.75%
1-001-4310-610-0003-000 SNOW MAT & SUPPLIES *	\$75,000.00	\$25,000.00	\$100,000.00	\$116,159.89	\$90,294.52	\$682.20	\$9,023.28	90.98%
1-001-4310-610-0004-000 SAFETY COMMITTEE MAT & SUPPLIES	\$300.00	\$0.00	\$300.00	\$176.00	\$0.00	\$0.00	\$300.00	0.00%
1-001-4310-742-0000-000 TRUCK & EQUIP MAIN & REPAIR	\$100,000.00	\$0.00	\$100,000.00	\$99,620.32	\$96,069.22	\$3,930.78	\$0.00	100.00%
Department 4310 PUBLIC WORKS	\$2,338,730.00	\$82,500.00	\$2,421,230.00	\$1,455,233.70	\$1,231,411.83	\$903,100.16	\$206,718.01	91.46%
4410 HEALTH								
1-001-4410-110-0000-000 SALARIES	\$256,594.00	\$0.00	\$256,594.00	\$247,877.62	\$207,388.27	\$0.00	\$49,205.73	80.82%
1-001-4410-334-0000-000 HEALTH CLINIC	\$100.00	\$0.00	\$100.00	\$0.00	\$80.00	\$0.00	\$20.00	80.00%
1-001-4410-344-0000-000 WATER TESTS	\$7,000.00	\$0.00	\$7,000.00	\$5,085.00	\$4,279.00	\$540.00	\$2,181.00	68.84%
1-001-4410-610-0000-000 MATERIALS & SUPPLIES	\$4,400.00	\$0.00	\$4,400.00	\$2,393.47	\$1,812.15	\$302.19	\$2,285.66	48.05%
Department 4410 HEALTH	\$268,094.00	\$0.00	\$268,094.00	\$255,356.09	\$213,559.42	\$842.19	\$53,692.39	79.97%
4420 INLAND WETLANDS								
1-001-4420-110-0000-000 SALARIES	\$2,620.00	\$0.00	\$2,620.00	\$1,143.59	\$1,605.55	\$0.00	\$1,014.45	61.28%
1-001-4420-346-0000-000 FEES & SERVICES	\$2,000.00	\$0.00	\$2,000.00	\$2,000.00	\$2,000.00	\$0.00	\$0.00	100.00%
1-001-4420-610-0000-000 MATERIALS & SUPPLIES	\$1,000.00	\$0.00	\$1,000.00	\$994.33	\$654.75	\$60.25	\$285.00	71.50%
Department 4420 INLAND WETLANDS	\$5,620.00	\$0.00	\$5,620.00	\$4,137.92	\$4,260.30	\$60.25	\$1,299.45	76.88%
4430 WPCA								
1-001-4430-110-0000-000 SALARIES	\$580.00	\$0.00	\$580.00	\$0.00	\$0.00	\$0.00	\$580.00	0.00%
1-001-4430-610-0000-000 MATERIALS & SUPPLIES	\$900.00	\$0.00	\$900.00	\$699.00	\$349.50	\$490.50	\$60.00	93.33%
Department 4430 WPCA	\$1,480.00	\$0.00	\$1,480.00	\$699.00	\$349.50	\$490.50	\$640.00	56.76%
4440 SOCIAL SERVICES								
1-001-4440-110-0000-000 SALARIES	\$64,128.00	\$0.00	\$64,128.00	\$55,027.84	\$50,652.00	\$0.00	\$13,476.00	78.99%
1-001-4440-350-0001-000 WOMEN'S CENTER	\$2,000.00	\$0.00	\$2,000.00	\$2,000.00	\$2,000.00	\$0.00	\$0.00	100.00%
1-001-4440-350-0002-000 REGIONAL HOSPICE	\$1,800.00	\$0.00	\$1,800.00	\$1,675.00	\$1,800.00	\$0.00	\$0.00	100.00%
1-001-4440-350-0003-000 ABILITY BEYOND DISABILITY	\$1,000.00	\$0.00	\$1,000.00	\$1,000.00	\$1,000.00	\$0.00	\$0.00	100.00%
1-001-4440-350-0005-000 REGIONAL HOMELESS	\$3,100.00	\$0.00	\$3,100.00	\$3,000.00	\$3,100.00	\$0.00	\$0.00	100.00%
1-001-4440-350-0006-000 NEW FAIRFIELD PREVENTION COUNCIL	\$750.00	\$0.00	\$750.00	\$0.00	\$750.00	\$0.00	\$0.00	100.00%
1-001-4440-350-0007-000 DANBURY YOUTH	\$320.00	\$0.00	\$320.00	\$320.00	\$320.00	\$0.00	\$0.00	100.00%
1-001-4440-350-0009-000 FAMILY & CHILDRENS AID	\$600.00	\$0.00	\$600.00	\$480.00	\$600.00	\$0.00	\$0.00	100.00%
1-001-4440-350-0010-000 WeCAHR	\$700.00	\$0.00	\$700.00	\$500.00	\$700.00	\$0.00	\$0.00	100.00%
1-001-4440-350-0011-000 REGIONAL MENTAL HEALTH BOARD	\$1,556.00	\$0.00	\$1,556.00	\$1,556.00	\$1,556.00	\$0.00	\$0.00	100.00%
1-001-4440-350-0012-000 TBI CO	\$1,000.00	\$0.00	\$1,000.00	\$500.00	\$1,000.00	\$0.00	\$0.00	100.00%
1-001-4440-610-0000-000 MATERIALS & SUPPLIES	\$3,235.00	\$0.00	\$3,235.00	\$714.97	\$289.91	\$210.09	\$2,735.00	15.46%
Department 4440 SOCIAL SERVICES	\$80,189.00	\$0.00	\$80,189.00	\$66,773.81	\$63,767.91	\$210.09	\$16,211.00	79.78%
4450 SENIOR SERVICES								
1-001-4450-110-0000-000 SALARIES	\$127,106.00	\$0.00	\$127,106.00	\$112,282.31	\$102,831.10	\$0.00	\$24,274.90	80.90%

2018-2019 Budget By Department
Town of New Fairfield

Fiscal Year 2018-2019

	Orig Budget	Changes	Adj Budget	Prior Year Exp	Ytd Expended	Encumbered	Balance	%Exp
1-001-4450-610-0000-000 MATERIALS & SUPPLIES	\$6,750.00	\$0.00	\$6,750.00	\$6,431.73	\$5,001.27	\$1,126.56	\$622.17	90.78%
1-001-4450-803-0000-000 NUTRITION PROGRAM	\$2,985.00	\$0.00	\$2,985.00	\$3,177.70	\$235.20	\$2,749.80	\$0.00	100.00%
1-001-4450-810-0000-000 PROGRAMS	\$40,000.00	\$0.00	\$40,000.00	\$32,070.74	\$23,734.32	\$12,953.61	\$3,312.07	91.72%
Department 4450 SENIOR SERVICES	\$176,841.00	\$0.00	\$176,841.00	\$153,962.48	\$131,801.89	\$16,829.97	\$28,209.14	84.05%
4460 BALL POND ADVISORY COMMITTEE								
1-001-4460-110-0000-000 SALARIES	\$628.00	\$0.00	\$628.00	\$498.48	\$331.71	\$0.00	\$296.29	52.82%
1-001-4460-344-0000-000 WEED CONTROL	\$9,470.00	\$0.00	\$9,470.00	\$3,446.61	\$2,375.00	\$4,975.00	\$2,120.00	77.61%
Department 4460 BALL POND ADVISORY COMMITTEE	\$10,098.00	\$0.00	\$10,098.00	\$3,945.09	\$2,706.71	\$4,975.00	\$2,416.29	76.07%
4470 COMMISSION ON AGING								
1-001-4470-110-0000-000 SALARIES	\$2,869.00	\$0.00	\$2,869.00	\$612.97	\$635.53	\$0.00	\$2,233.47	22.15%
1-001-4470-610-0000-000 MATERIALS & SUPPLIES	\$1,705.00	\$0.00	\$1,705.00	\$32.97	\$119.47	\$0.00	\$1,585.53	7.01%
Department 4470 COMMISSION ON AGING	\$4,574.00	\$0.00	\$4,574.00	\$645.94	\$755.00	\$0.00	\$3,819.00	16.51%
4510 RECREATION								
1-001-4510-110-0000-000 SALARIES	\$56,777.00	\$3,000.00	\$59,777.00	\$55,871.00	\$47,370.70	\$0.00	\$12,406.30	79.25%
Department 4510 RECREATION	\$56,777.00	\$3,000.00	\$59,777.00	\$55,871.00	\$47,370.70	\$0.00	\$12,406.30	79.25%
4550 LIBRARY								
1-001-4550-110-0000-000 SALARIES	\$430,794.00	\$0.00	\$430,794.00	\$404,818.99	\$337,056.38	\$0.00	\$93,737.62	78.24%
1-001-4550-324-0000-000 EDUCATION	\$800.00	\$0.00	\$800.00	\$730.00	\$730.00	\$0.00	\$70.00	91.25%
1-001-4550-343-0000-000 AUTOMATION	\$18,100.00	\$0.00	\$18,100.00	\$18,042.52	\$17,188.21	\$750.61	\$161.18	99.11%
1-001-4550-430-0000-000 MAINTENANCE	\$1,475.00	\$0.00	\$1,475.00	\$1,954.00	\$919.00	\$331.00	\$225.00	84.75%
1-001-4550-610-0000-000 TECHNICAL SUPPLIES	\$1,700.00	\$0.00	\$1,700.00	\$1,474.93	\$1,142.20	\$522.55	\$35.25	97.93%
1-001-4550-640-0000-000 BOOKS & MATERIALS	\$38,701.00	\$0.00	\$38,701.00	\$35,001.42	\$29,716.26	\$6,581.95	\$2,402.79	93.79%
1-001-4550-810-0000-000 PROGRAMS	\$4,700.00	\$0.00	\$4,700.00	\$4,671.86	\$3,961.76	\$660.42	\$77.82	96.34%
Department 4550 LIBRARY	\$496,270.00	\$0.00	\$496,270.00	\$466,693.72	\$390,713.81	\$8,846.53	\$96,709.66	80.51%
Fund 001 GENERAL FUND	\$10,689,731.00	\$120,000.00	\$10,809,731.00	\$8,977,569.30	\$6,574,278.75	\$2,944,836.37	\$1,290,615.88	88.06%

REVENUE-- Fiscal 2018-2019
Town of New Fairfield

Note: AcctBalance Includes AcctInvoiced Balance

	Orig Revenue	Changes	Adj Revenue	Mtd Net	Prior Year Rev	Ytd Revenue	Balance	% Recvd
3110 PROPERTY TAXES								
2-001-3110-001-0000-000 PROPERTY TAXES	\$48,263,898.0	\$0.00	\$48,263,898.00	\$1,705.97	\$46,598,714.41	(\$47,812,194.12)	(\$451,703.86)	99.06%
2-001-3110-001-0001-000 PROPERTY TAXES - PRIOR	\$0.00	\$0.00	\$0.00	\$0.00	\$303,368.55	(\$252,258.80)	\$252,258.80	-
2-001-3110-002-0000-000 INTEREST, LIENS & FEES	\$172,000.00	\$0.00	\$172,000.00	\$0.00	\$190,529.94	(\$174,836.54)	\$2,836.54	101.65%
2-001-3110-003-0000-000 MOTOR VEHICLE SUPPLEMENTAL	\$400,000.00	\$0.00	\$400,000.00	\$0.00	\$469,901.48	(\$475,188.93)	\$75,188.93	118.80%
Source 3110 PROPERTY TAXES	\$48,835,898.00	\$0.00	\$48,835,898.00	\$1,705.97	\$47,562,514.38	(\$48,714,478.39)	(\$121,419.61)	99.75%
3200 LICENSES & PERMITS								
2-001-3200-002-0000-000 HEALTH	\$36,000.00	\$0.00	\$36,000.00	(\$1,500.00)	\$33,675.00	(\$35,100.00)	(\$900.00)	97.50%
2-001-3200-003-0000-000 ZONING BOARD OF APPEALS	\$6,000.00	\$0.00	\$6,000.00	\$0.00	\$8,802.00	(\$11,008.00)	\$5,008.00	183.47%
2-001-3200-004-0000-000 ZONING	\$27,000.00	\$0.00	\$27,000.00	(\$2,501.00)	\$24,034.00	(\$34,934.00)	\$7,934.00	129.39%
2-001-3200-005-0000-000 BUILDING	\$150,000.00	\$0.00	\$150,000.00	(\$6,854.00)	\$166,493.98	(\$305,901.98)	\$155,901.98	203.93%
2-001-3200-006-0000-000 INLAND WETLANDS	\$7,500.00	\$0.00	\$7,500.00	(\$277.00)	\$7,285.00	(\$9,247.00)	\$1,747.00	123.29%
2-001-3200-008-0000-000 ENVIRONMENTAL ENFORCEMENT	\$7,000.00	\$0.00	\$7,000.00	(\$152.00)	\$6,014.00	(\$5,868.00)	(\$1,132.00)	83.83%
2-001-3200-009-0000-000 PUBLIC WORKS FEES	\$2,100.00	\$0.00	\$2,100.00	\$0.00	\$2,800.00	(\$3,300.00)	\$1,200.00	157.14%
2-001-3200-010-0000-000 FIRE MARSHALL FEES	\$0.00	\$0.00	\$0.00	\$0.00	\$1,995.00	(\$1,785.00)	\$1,785.00	--
2-001-3200-099-0000-000 OTHER LICENSES & PERMITS	\$6,000.00	\$0.00	\$6,000.00	(\$575.00)	\$13,030.00	(\$10,915.00)	\$4,915.00	181.92%
Source 3200 LICENSES & PERMITS	\$241,600.00	\$0.00	\$241,600.00	(\$11,859.00)	\$264,128.98	(\$418,058.98)	\$176,458.98	173.04%
3300 INTERGOVERNMENTAL								
2-001-3300-001-0000-000 TOWN AID ROAD	\$276,666.00	\$0.00	\$276,666.00	\$0.00	\$276,670.52	(\$276,128.72)	(\$537.28)	99.81%
2-001-3300-004-0000-000 AID TO ELDERLY RELIEF	\$0.00	\$0.00	\$0.00	\$0.00	\$1,617.16	(\$1,444.83)	\$1,444.83	--
2-001-3300-005-0000-000 JUDICIAL	\$2,000.00	\$0.00	\$2,000.00	(\$425.00)	\$3,993.75	(\$1,750.00)	(\$250.00)	87.50%
2-001-3300-006-0000-000 PILOT-STATE PROPERTY	\$116.00	\$0.00	\$116.00	\$0.00	\$116.00	(\$3,348.09)	\$3,232.09	2886.28%
2-001-3300-009-0000-000 VETERANS EXEMPTION	\$20,000.00	\$0.00	\$20,000.00	\$0.00	\$18,802.80	(\$16,268.56)	(\$3,731.44)	81.34%
2-001-3300-012-0000-000 LOCP	\$92,419.00	\$0.00	\$92,419.00	\$0.00	\$145,230.00	\$0.00	(\$92,419.00)	0.00%
2-001-3300-015-0000-000 MUNICIPAL REVENUE SHARING	\$1,149.00	\$0.00	\$1,149.00	\$0.00	\$1,149.00	\$0.00	(\$1,149.00)	0.00%
2-001-3300-025-0000-000 CONTROLLING INT TRANSFER TAX	\$0.00	\$0.00	\$0.00	\$0.00	\$0.00	(\$161.63)	\$161.63	--
2-001-3300-029-0000-000 MUNICIPAL STABILIZATION GRANT	\$102,494.00	\$0.00	\$102,494.00	\$0.00	\$102,494.00	(\$265,666.00)	\$163,172.00	259.20%
2-001-3300-051-0000-000 SCHOOL CONSTRUCTION GRANT	\$29,614.00	\$0.00	\$29,614.00	\$0.00	\$100,505.15	\$0.00	(\$29,614.00)	0.00%
2-001-3300-053-0000-000 EDUCATION ECS	\$3,917,515.00	\$0.00	\$3,917,515.00	\$0.00	\$3,782,872.00	(\$1,920,716.00)	(\$1,996,799.00)	49.03%
2-001-3300-055-0000-000 SPECIAL EDUCATION	\$221,195.00	\$0.00	\$221,195.00	\$0.00	\$166,845.00	(\$168,748.00)	(\$52,447.00)	76.29%
Source 3300 INTERGOVERNMENTAL	\$4,663,168.00	\$0.00	\$4,663,168.00	(\$425.00)	\$4,630,295.38	(\$2,654,231.83)	(\$2,008,936.17)	56.92%
3400 LOCAL REVENUES								
2-001-3400-001-0000-000 TOWN ORDINANCE FINES	\$0.00	\$0.00	\$0.00	\$0.00	\$0.00	(\$2,145.00)	\$2,145.00	--
2-001-3400-002-0000-000 INTEREST INCOME	\$240,000.00	\$0.00	\$240,000.00	\$0.00	\$310,890.32	(\$350,154.74)	\$110,154.74	145.90%
2-001-3400-004-0000-000 REAL ESTATE CONVEYANCE	\$225,000.00	\$0.00	\$225,000.00	(\$16,331.25)	\$235,513.15	(\$158,514.01)	(\$66,485.99)	70.45%
2-001-3400-005-0000-000 TOWN CLERK RECEIPTS	\$100,000.00	\$0.00	\$100,000.00	(\$7,042.00)	\$94,108.50	(\$70,635.75)	(\$29,364.25)	70.64%
2-001-3400-006-0000-000 POLICE PRIVATE DUTY	\$20,000.00	\$0.00	\$20,000.00	\$0.00	\$82,939.00	(\$8,550.00)	(\$11,450.00)	42.75%

REVENUE-- Fiscal 2018-2019
Town of New Fairfield

Note: AcctBalance Includes Acct/Invoiced Balance

	Orig Revenue	Changes	Adj Revenue	Mid Net	Prior Year Rev	Ytd Revenue	Balance	% Recvd
2-001-3400-007-0000-000 EMS/PARAMEDIC BILLING	\$275,000.00	\$0.00	\$275,000.00	\$0.00	\$304,688.88	(\$244,317.51)	(\$30,682.49)	88.84%
2-001-3400-009-0000-000 STUDENT TUITION	\$278,429.00	\$0.00	\$278,429.00	\$0.00	\$349,905.03	(\$295,125.16)	\$16,696.16	106.00%
2-001-3400-010-0000-000 SALE OF EQUIPMENT	\$0.00	\$0.00	\$0.00	\$0.00	\$130.00	(\$8,000.00)	\$8,000.00	--
2-001-3400-011-0000-000 TELEPHONE LINE ACCESS	\$25,000.00	\$0.00	\$25,000.00	\$0.00	\$20,748.62	(\$20,495.85)	(\$4,504.15)	81.98%
2-001-3400-012-0000-000 SENIOR SERVICES PROGRAMS	\$28,000.00	\$0.00	\$28,000.00	(\$2,647.00)	\$29,151.71	(\$21,576.50)	(\$6,423.50)	77.06%
2-001-3400-099-0000-000 OTHER LOCAL REVENUES	\$5,000.00	\$0.00	\$5,000.00	(\$256.00)	\$3,240.77	(\$5,849.82)	\$849.82	117.00%
2-001-3400-999-0000-000 TOWN ENGINEER	\$10,000.00	\$0.00	\$10,000.00	\$0.00	\$2,713.90	\$0.00	(\$10,000.00)	0.00%
Source	\$1,206,429.00	\$0.00	\$1,206,429.00	(\$26,276.25)	\$1,434,029.88	(\$1,185,364.34)	(\$21,064.66)	98.25%
Fund								
001 GENERAL FUND	\$54,947,095.00	\$0.00	\$54,947,095.00	(\$36,854.28)	\$53,890,968.62	(\$52,972,133.54)	(\$1,974,961.46)	96.41%

BRIDGE and DRAINAGE

	Bear	Pedestrian Safety Projects	Hudson/Harmon	Replace Sawmill Bridge	Candlewood Corners	East Lake Brook & Indian Hill	Streetscape	Total
Carryover			49,200.00	258,101.65	39,571.57	12,825.58	6,634.09	366,332.89
Current Year	80,000.00			100,000.00			10,000.00	190,000.00
<u>Transfers</u>								
Per R. Loudon 11/26/18				12,825.58		(12,825.58)		-
Per P. Del Monaco 1/30/19	(22,500.00)	22,500.00						-
Town Meeting Appropriation 3/28/19				280,000.00				280,000.00
<u>Expenditures</u>								
Town Engineer								
PO #29621 - RHS Consulting Design LLC				(29,447.34)	(278.18)			(29,725.52)
PO #25685 - WMC Consulting Engineers				(6,480.00)				(6,480.00)
PO #30542 - Dom's Garden Center				(8,244.07)				(8,244.07)
PO #30545 - Dom's Garden Center							(718.67)	(718.67)
PO #30624 - News Times/Hearst Media				(2,781.34)			(233.42)	(233.42)
PO #30543 - Home Depot Credit Services							(56.03)	(56.03)
PO #30540 - Timberwolf Tree Work							(2,400.00)	(2,400.00)
<u>Encumbered</u>								
PO #30541 - Action Lighting, Inc.							(2,000.00)	(2,000.00)
PO #30544 - Shock Electric Co.							(1,000.00)	(1,000.00)
PO #30545 - Dom's Garden Center							(3,266.58)	(3,266.58)
PO #30800 - New England Infrastructure				(449,488.00)				(449,488.00)
<u>Offsetting Revenues Received</u>								
				7,575.28				7,575.28
Balance	57,500.00	22,500.00	49,200.00	162,061.76	39,293.39	-	6,959.39	337,514.54

