

ZONING COMMISSION
Town of New Fairfield
4 Brush Hill Rd.
New Fairfield, CT 06812
203-312-5646 Fax 203-312-3508

SITE PLAN APPLICATION

Application Number SI-24-010

Map: 24 Block: 19 Lot: 2 (Unit #8)

Please type or print:

Date: 8/30/2024

Applicant: Tomas Pici

Mailing Address: 10 Carpenter Close Ridgefield CT 06877

Project Address: 3 RTE 39 (Fieldstone Commons) Unit 8

Phone No: 203-903-5305

Owner (s) of Record: Robert G. Bellini

Address: ~~31 Ken Oaks Dr~~ 21 Ken Oaks Dr Danbury CT 06811

Phone No: 203-241-6185

Application is hereby made for site plan per section 8.1 and pursuant to the following section (s) of the Zoning Regulations:

For the following purpose: Firearm Retain and light Firearm assembly
(See email for more info)

In compliance with the requirements of the Zoning Regulations, I am hereby submitting the fee, plans, documents and additional information as required.

() Fee of \$160.00 (Includes State Surcharge).

() Application Requirements:
(see attached)

received
9-30-2024 (B)

() Report from Health Department on adequacy of sewage disposal system and water supply.

() Report (s) from other Town Agencies as follows:

- () Fire Marshal
- () Town Engineer
- () Inland Wetland Commission
- () Conn. Dept. of Transportation
- () Zoning Enforcement Officer
- () Other Agency (please specify) _____
- () Copy of additional information as follows: _____

Robert Gibellini dotloop verified
09/03/24 7:54 PM EDT
U3MY.ZYAA.3PAW.3D7D 09/03/2024
Signature of owner (date)

[Signature] 8/30/2024
Signature of Applicant (date)

.....
For Office Use Only

() This Application Complies () Does Not Comply with the requirements of the zoning regulations.

Application Complete: _____ Yes _____ No

The application fails to comply as follows: _____

Comments: _____

Review by Zoning Enforcement Officer _____ Date _____

Date of Receipt by Zoning Commission: _____

Date of Commission Action: _____ Legal Notice Published _____

() Application Approved () Application Denied

() Application Approved & Modified

Conditions: _____

use of space 3 rte 39 unit 8

Travis Picci <travis@zerogroupmfg.com>

Fri 9/6/2024 8:20 AM

To:Evan White <ewhite@newfairfieldct.gov>

Caution: External (travis@zerogroupmfg.com)

First-Time Sender [Details](#)

[Report This Email](#) [View My Quarantine](#) [Protection by Novus Insight](#)

Reference Site Plan Application for 3 RTE 39 Unit 8

JT Precision LLC DBA ZERO GROUP MFG. is a 07 FFL 02 SOT (FFL# 6-06-001-07-7G-05541) currently located 345 Main Avenue Norwalk CT. We are a 3-employee operation with 1 full time and 2 part time employees. We are primarily a rifle company that produces a limited quantity (Typically less than 50 complete firearms a year) of high quality firearms and firearm components. Although we are licensed as a "Manufacturer" we outsource all of our physical machining to outside machine shops. We are only required to be licensed as "manufacturers" by the ATF to have our markings/branding on the products we have machined for us. Once machined, the components are shipped to us ready to be individually packaged or hand assembled into functioning parts.

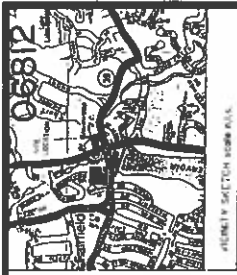
We also intend to utilize the space to conduct the retail sale of firearms and related accessories by appointment and in accordance with all state and federal law.

Floor Plan showing how we intend to use the space is included with the submitted Site Plan Application

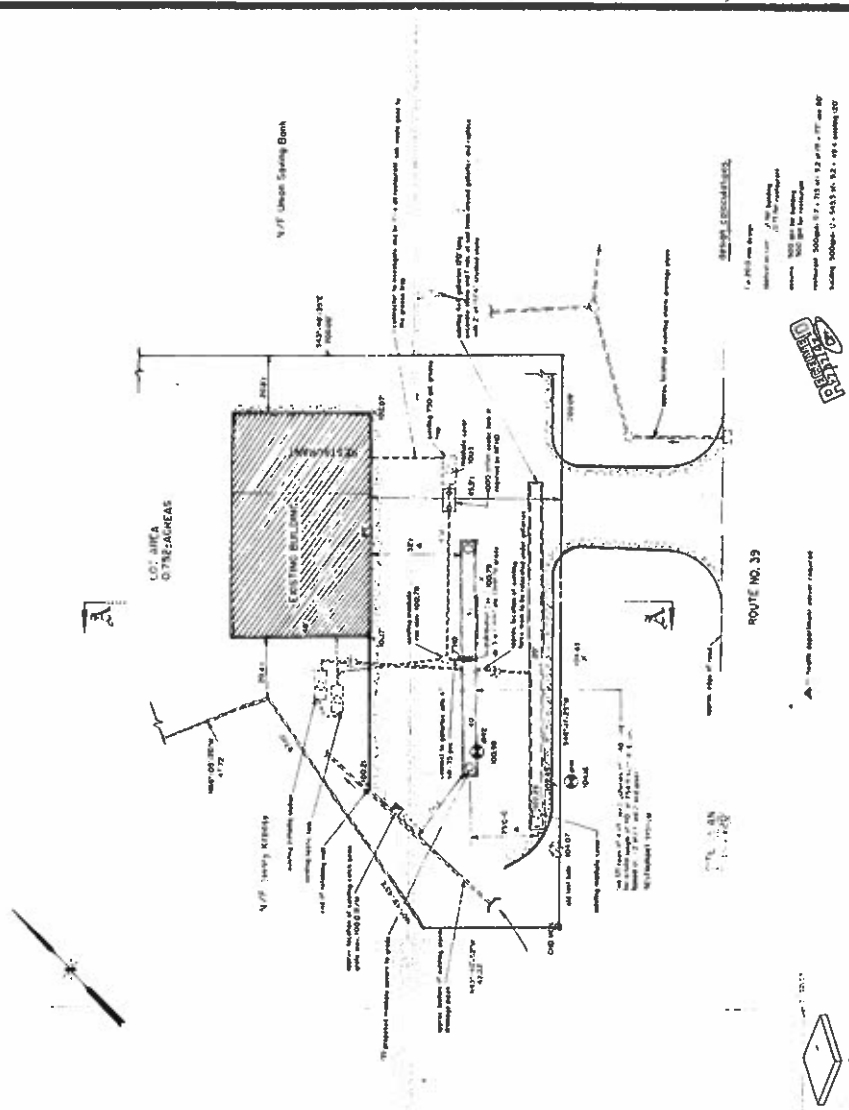
Thank You,

Travis Picci
President
203-803-5305
345 Main Ave
Norwalk, CT 06851

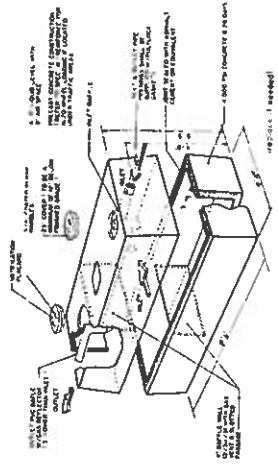




AIRY SKETCH MAP

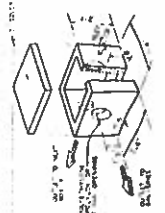


PROFILE SECTION A - A
SCALE 1" = 30' VERTICAL



PROPOSED 2,000 GALLON SEPTIC TANK DETAIL
N.T.S.

PRECAST 4 X 4 GALLERY DETAIL
N.T.S.



DISTRIBUTION BOX DETAIL
N.T.S.

LEGEND

- APPROXIMATE PIPE LOCATIONS
- APPROXIMATE INFILTRATION TEST LOCATIONS
- APPROXIMATE EXISTING GALLERY LOCATIONS
- PROPOSED LINES
- PROPOSED PRECAST GALLERY LOCATIONS
- APPROXIMATE EXISTING GALLERY LOCATIONS

DESIGN CRITERIA

FIELD REGULATIONS ARE:
 DESIGN PERIOD FOR SEWER = 25 YEARS
 DESIGN PERIOD FOR GALLERY = 25 YEARS
 DESIGN PERIOD FOR INFILTRATION TEST = 25 YEARS
 DESIGN PERIOD FOR EXISTING GALLERY = 25 YEARS
 DESIGN PERIOD FOR PRECAST GALLERY = 25 YEARS
 DESIGN PERIOD FOR INFILTRATION TEST = 25 YEARS
 DESIGN PERIOD FOR EXISTING GALLERY = 25 YEARS
 DESIGN PERIOD FOR PRECAST GALLERY = 25 YEARS

GENERAL NOTES

- 1) The septic tank and distribution box shall be constructed of concrete or masonry.
- 2) The septic tank and distribution box shall be constructed of concrete or masonry.
- 3) The septic tank and distribution box shall be constructed of concrete or masonry.
- 4) The septic tank and distribution box shall be constructed of concrete or masonry.
- 5) The septic tank and distribution box shall be constructed of concrete or masonry.
- 6) The septic tank and distribution box shall be constructed of concrete or masonry.
- 7) The septic tank and distribution box shall be constructed of concrete or masonry.
- 8) The septic tank and distribution box shall be constructed of concrete or masonry.
- 9) The septic tank and distribution box shall be constructed of concrete or masonry.
- 10) The septic tank and distribution box shall be constructed of concrete or masonry.
- 11) The septic tank and distribution box shall be constructed of concrete or masonry.
- 12) The septic tank and distribution box shall be constructed of concrete or masonry.
- 13) The septic tank and distribution box shall be constructed of concrete or masonry.
- 14) The septic tank and distribution box shall be constructed of concrete or masonry.
- 15) The septic tank and distribution box shall be constructed of concrete or masonry.

SPECIFICATIONS

- 1) The septic tank shall be constructed of concrete or masonry.
- 2) The septic tank shall be constructed of concrete or masonry.
- 3) The septic tank shall be constructed of concrete or masonry.
- 4) The septic tank shall be constructed of concrete or masonry.
- 5) The septic tank shall be constructed of concrete or masonry.
- 6) The septic tank shall be constructed of concrete or masonry.
- 7) The septic tank shall be constructed of concrete or masonry.
- 8) The septic tank shall be constructed of concrete or masonry.
- 9) The septic tank shall be constructed of concrete or masonry.
- 10) The septic tank shall be constructed of concrete or masonry.
- 11) The septic tank shall be constructed of concrete or masonry.
- 12) The septic tank shall be constructed of concrete or masonry.
- 13) The septic tank shall be constructed of concrete or masonry.
- 14) The septic tank shall be constructed of concrete or masonry.
- 15) The septic tank shall be constructed of concrete or masonry.

DEEP TEST DATA 6/12/82

DEEP TEST DATA 6/12/82	DEEP TEST DATA 6/12/82
0.1" - 0.2"	0.1" - 0.2"
0.3" - 0.4"	0.3" - 0.4"
0.5" - 0.6"	0.5" - 0.6"
0.7" - 0.8"	0.7" - 0.8"
0.9" - 1.0"	0.9" - 1.0"
1.1" - 1.2"	1.1" - 1.2"
1.3" - 1.4"	1.3" - 1.4"
1.5" - 1.6"	1.5" - 1.6"
1.7" - 1.8"	1.7" - 1.8"
1.9" - 2.0"	1.9" - 2.0"
2.1" - 2.2"	2.1" - 2.2"
2.3" - 2.4"	2.3" - 2.4"
2.5" - 2.6"	2.5" - 2.6"
2.7" - 2.8"	2.7" - 2.8"
2.9" - 3.0"	2.9" - 3.0"
3.1" - 3.2"	3.1" - 3.2"
3.3" - 3.4"	3.3" - 3.4"
3.5" - 3.6"	3.5" - 3.6"
3.7" - 3.8"	3.7" - 3.8"
3.9" - 4.0"	3.9" - 4.0"
4.1" - 4.2"	4.1" - 4.2"
4.3" - 4.4"	4.3" - 4.4"
4.5" - 4.6"	4.5" - 4.6"
4.7" - 4.8"	4.7" - 4.8"
4.9" - 5.0"	4.9" - 5.0"
5.1" - 5.2"	5.1" - 5.2"
5.3" - 5.4"	5.3" - 5.4"
5.5" - 5.6"	5.5" - 5.6"
5.7" - 5.8"	5.7" - 5.8"
5.9" - 6.0"	5.9" - 6.0"
6.1" - 6.2"	6.1" - 6.2"
6.3" - 6.4"	6.3" - 6.4"
6.5" - 6.6"	6.5" - 6.6"
6.7" - 6.8"	6.7" - 6.8"
6.9" - 7.0"	6.9" - 7.0"
7.1" - 7.2"	7.1" - 7.2"
7.3" - 7.4"	7.3" - 7.4"
7.5" - 7.6"	7.5" - 7.6"
7.7" - 7.8"	7.7" - 7.8"
7.9" - 8.0"	7.9" - 8.0"
8.1" - 8.2"	8.1" - 8.2"
8.3" - 8.4"	8.3" - 8.4"
8.5" - 8.6"	8.5" - 8.6"
8.7" - 8.8"	8.7" - 8.8"
8.9" - 9.0"	8.9" - 9.0"
9.1" - 9.2"	9.1" - 9.2"
9.3" - 9.4"	9.3" - 9.4"
9.5" - 9.6"	9.5" - 9.6"
9.7" - 9.8"	9.7" - 9.8"
9.9" - 10.0"	9.9" - 10.0"

PERMEATION TEST DATA

PERMEATION TEST DATA
1.0" - 1.2"
1.3" - 1.5"
1.6" - 1.8"
1.9" - 2.1"
2.2" - 2.4"
2.5" - 2.7"
2.8" - 3.0"
3.1" - 3.3"
3.4" - 3.6"
3.7" - 3.9"
4.0" - 4.2"
4.3" - 4.5"
4.6" - 4.8"
4.9" - 5.1"
5.2" - 5.4"
5.5" - 5.7"
5.8" - 6.0"
6.1" - 6.3"
6.4" - 6.6"
6.7" - 6.9"
7.0" - 7.2"
7.3" - 7.5"
7.6" - 7.8"
7.9" - 8.1"
8.2" - 8.4"
8.5" - 8.7"
8.8" - 9.0"
9.1" - 9.3"
9.4" - 9.6"
9.7" - 9.9"
10.0" - 10.2"

R.J. Gallagher Jr. & Associates
 6700 W. 12th Street, Suite 100
 Los Angeles, California 90024
 Phone: (213) 776-1111
 Fax: (213) 776-1112

Project: **FIELDSTONE COMMONS, ROUTE 39**
 NEW FAIRFIELD, CONNECTICUT
 prepared for: **MR. R. D. SOTO**

DATE: 7/3/82

Scale: AS NOTED

Drawn by: CTF

Checked by: RJC

92028

